

City of Los Angeles

Office of Finance



Investment Report

December 31, 2021

Diana Mangioglu
Director of Finance/City Treasurer

Tom Juarez
Chief Investment Officer

200 N. Spring Street
Room 220, City Hall
Los Angeles, CA 90012
(213) 978-1774

Diana Mangioglu
DIRECTOR of FINANCE
CITY TREASURER

CITY OF LOS ANGELES

CALIFORNIA

OFFICE OF FINANCE
200 N. SPRING ST.
ROOM 220 -- CITY HALL

(213)978-1774



ERIC GARCETTI
MAYOR

January 31, 2022

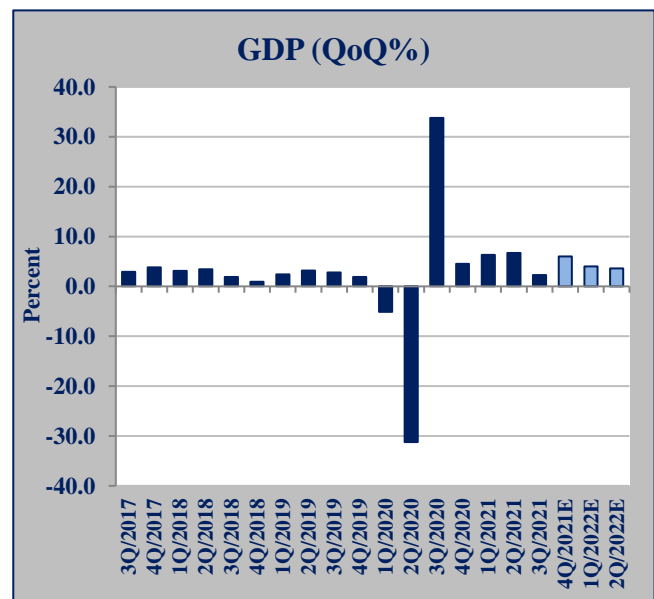
The Honorable Members of City Council of the City of Los Angeles
c/o Office of the City Clerk
City Hall, Room 395

Dear Honorable Members:

This is the Investment Report for the month ending December 31, 2021. It is provided to ensure the City Council is informed of the Department's activities. It satisfies the recommended reporting requirements of the City of Los Angeles Administrative Code, Chapter 5.1, Article 1, Section 20.90, which addresses the City Council's request for monthly financial information.

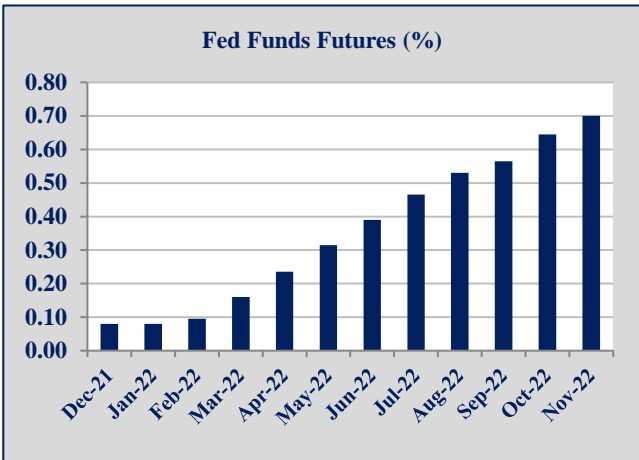
ECONOMIC ENVIRONMENT¹

The U.S. economy (as measured by the Gross Domestic Product-GDP) increased 2.3% on an annualized basis for the third quarter of 2021. The current anticipated growth rate for all of 2021 is 5.6%, which is 0.1% higher than last month's 2021 full-year forecast. The U.S. unemployment rate for December 2021 was 3.9%. The Consumer Price Index (CPI) increased 7.0% for the twelve months ending December 2021. Prices were up in large part due to wages, food, and a significant increase in energy. U.S. consumer spending, as measured by Retail Sales, increased 16.9% over the past twelve months.



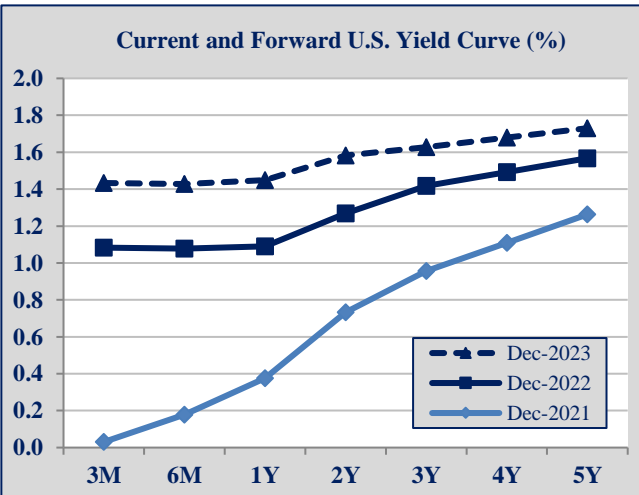
¹ Sources: Bloomberg Finance L.P.

The Federal Reserve kept the Fed Funds rate within the 0.0% and 0.25% range at its December 15, 2021 meeting. They stated, “The sectors most adversely affected by the pandemic have improved in recent months but continue to be affected by COVID-19. Job gains have been solid in recent months, and the unemployment rate has declined substantially. Supply and demand imbalances related to the pandemic and the reopening of the economy have continued to contribute to elevated levels of inflation. Overall financial conditions remain accommodative, in part reflecting policy measures to support the economy and the flow of credit to U.S. households and businesses”.



CURRENT AND FORWARD INTEREST RATES

The current U.S. Treasury yield curve is a normal, upwardly sloping curve—giving longer term investors more yield as they realize more interest rate risk than shorter term investors. Forward yield curves, which are based upon the current rates, indicate higher short-term rates and lower long-term rates in the future.



COMPLIANCE

Investment transactions were executed in accordance with the California State Government Code and the City’s Investment Policy. The City Treasurer believes the General Pool contains sufficient cash flow liquidity to meet the next six months of expected expenditures.

REVIEW AND MONITORING

FHN Financial Main Street Advisors, the City’s investment advisor, currently monitors the Department’s investment activities.

GENERAL POOL CHARACTERISTICS

The Office of Finance invests in a variety of fixed income securities in accordance with current policy and guidelines. The following table summarizes the key characteristics of the City’s investment portfolios as of December 31, 2021.

Portfolio Funds	Amount of Funds at Market Value	Effective Yield	Average Weighted Maturity	Average Credit Rating
Core Portfolio	\$4,485,926,213	0.72%	124 Days	AA+
Reserve Portfolio	\$5,624,578,608	1.60%	2.8 Years	AA+
Extended Reserve Portfolio	\$2,874,711,673	1.10%	7.0 Years	AA+
General Pool	\$12,985,216,494	1.19%	2.9 Years	AA+

INVESTMENT PERFORMANCE¹

Month-End Book Yield (Annualized)

	Core	Reserve	Extended Reserve	General Pool
Month-End Book Yield	0.72%	1.60%	1.10%	1.19%
Benchmark	0.11%	0.46%	0.91%	0.44%
Variance	0.61%	1.14%	0.19%	0.75%

Total Return (Not Annualized)

	Core	Reserve	Extended Reserve	General Pool
Total Rate of Return	0.00%	-0.23%	-0.33%	-0.17%
Benchmark Total Rate of Return	0.01%	-0.25%	-0.34%	-0.18%
Variance	-0.01%	0.02%	0.01%	0.01%

¹ Performance, as measured by total rate of return, is calculated according to Global Investment Performance Standards, which is published by the CFA Institute and is widely accepted as the source of industry standard performance metrics. Section 2.A.1 states that total return, including realized and unrealized gains and losses must be used. Figures may not total due to rounding.

The City measures investment returns on a book yield and a total return basis. Book yield is measured primarily for budgetary purposes, while total return is used primarily to measure risk. Investment performance calculated on a book yield basis is measured to custom benchmarks using industry-recognized benchmarks. Investment performance calculated on a total return basis is measured to established industry-recognized benchmarks. The tables on the previous page summarize the December 31, 2021 portfolio book yield and total rate of return for the City's General Pool.

Market prices are provided by the City's custodian. Additional investment information may be found on pages 6 through 35 of this report.

The objective of the Core Portfolio is to preserve capital, maintain liquidity, and earn income. The 3-month T-bill index is the most appropriate available index to use. The Core Portfolio does not mirror the investments in the total return index due to limited (Thursday) maturities, and the large daily cash flows of the City, which require the placement, and subsequent maturity of securities daily.

Respectfully,



Diana Mangioglu
Director of Finance/City Treasurer

Attachments

cc: The Honorable Ron Galperin, City Controller
Andre Herndon, Mayor's Chief of Staff, Office of the Mayor
Jeanne Holm, Deputy Mayor of Budget and Innovation, Office of the Mayor
Matthew W. Szabo, City Administrative Officer
Investment Reports File
Chronofile

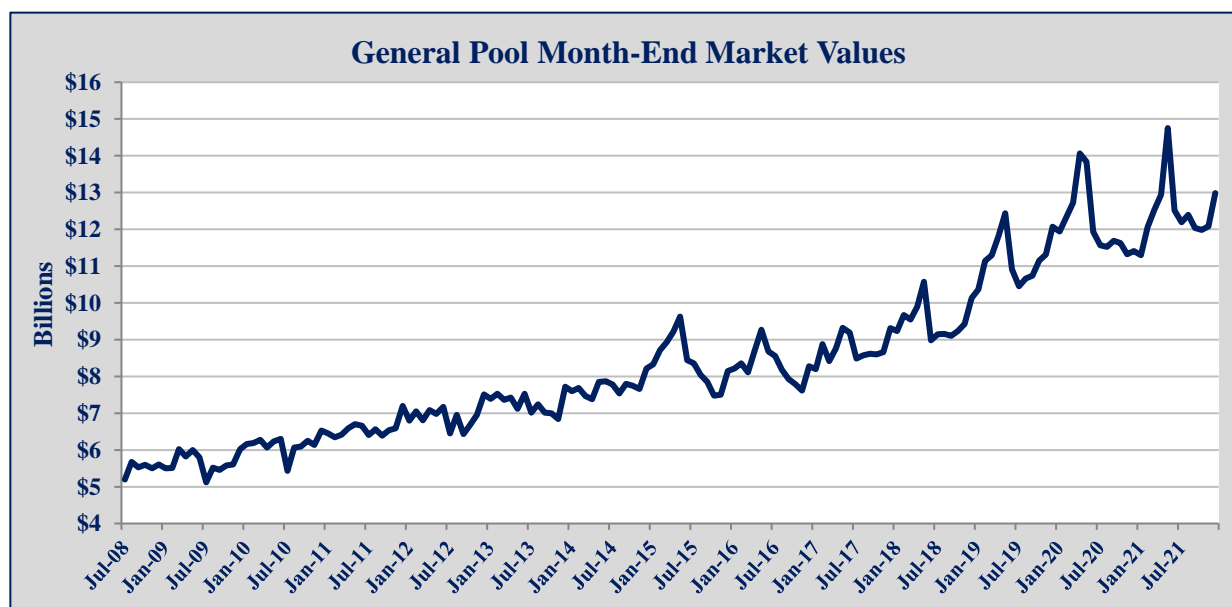
GENERAL POOL ASSET HOLDINGS

December 31, 2021

Description	Par Value	Market Value	Percent of Total	Average Days	Weighted Years
Bank Deposits*	\$10,000,000	\$10,000,000	0.08%	0	0.0
Money Market Funds	\$250,036,126	\$250,036,126	1.93%	0	0.0
L.A.I.F. (State of California)	\$80,000,785	\$80,000,785	0.62%	0	0.0
Subtotal: Cash and Overnight Invest.	\$340,036,911	\$340,036,911	2.62%	0	0.0
Commercial Paper	\$2,007,332,000	\$2,006,037,252	15.45%	88	0.2
Negotiable Certificates of Deposit	\$393,000,000	\$392,998,500	3.03%	32	0.1
Corporate Notes	\$244,000,000	\$245,999,250	1.89%	179	0.5
U.S. Agencies/Munis/Supras	\$140,000,000	\$141,078,200	1.09%	191	0.5
U.S. Treasuries	\$1,350,000,000	\$1,359,776,100	10.47%	218	0.6
Subtotal: Pooled Investments:	\$4,134,332,000	\$4,145,889,302	31.93%	134	0.4
Total Short-Term Core Portfolio:	\$4,474,368,911	\$4,485,926,213	34.55%	124	0.3
Money Market Funds	\$7,135,251	\$7,135,251	0.05%	0	0.0
Commercial Paper	\$0	\$0	0.00%	0	0.0
Negotiable Certificates of Deposit	\$0	\$0	0.00%	0	0.0
Corporate Notes	\$998,000,000	\$1,001,713,880	7.71%	1,052	2.9
Asset-Backed Securities	\$155,831,077	\$155,262,057	1.20%	1,452	4.0
U.S. Agencies/Munis/Supras	\$430,700,000	\$428,492,003	3.30%	1,663	4.6
U.S. Treasuries	\$6,845,000,000	\$6,906,687,090	53.19%	1,601	4.4
Total Long-Term Reserve Portfolios:	\$8,436,666,327	\$8,499,290,281	65.45%	1,536	4.2
Total Cash and Pooled Investments:	\$12,911,035,238	\$12,985,216,494	100.00%	1,048	2.9

*Collected Balance for Wells Fargo Active Accounts.

Figures may not total due to rounding.



GENERAL POOL LIQUIDITY SCHEDULE

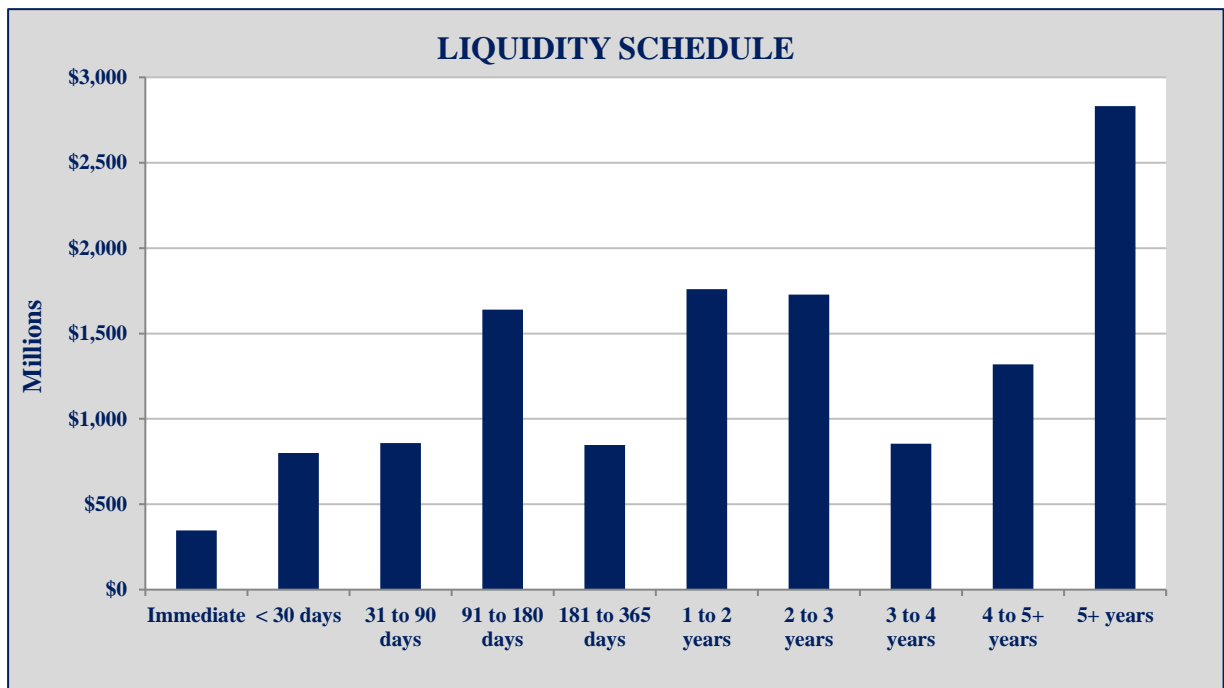
December 31, 2021

	Availability	Market Value	Cumulative	Cumulative Percent of Total Investments
<u>Description</u>				
L.A.I.F. (State of California)	Immediate	\$80,000,785	\$80,000,785	0.62%
Money Market Funds	Immediate	\$257,171,376	\$337,172,161	2.60%
Bank Deposits*	Immediate	\$10,000,000	\$347,172,161	2.67%
Subtotal		\$347,172,161		
Pooled Investments Maturing:				
	< 30 days**	\$800,495,507	\$1,147,667,669	8.84%
	31 to 90 days	\$858,164,086	\$2,005,831,754	15.45%
	91 to 180 days	\$1,640,567,980	\$3,646,399,734	28.08%
	181 to 365 days	\$846,661,730	\$4,493,061,464	34.60%
	1 to 2 years	\$1,758,966,475	\$6,252,027,939	48.15%
	2 to 3 years	\$1,728,582,754	\$7,980,610,693	61.46%
	3 to 4 years	\$854,630,705	\$8,835,241,398	68.04%
	4 to 5 years	\$1,318,360,273	\$10,153,601,671	78.19%
	5+ years	\$2,831,614,823	\$12,985,216,494	100.00%
Total Cash and Pooled Investments		\$12,985,216,494		

*Collected Balance for Wells Fargo Active Accounts.

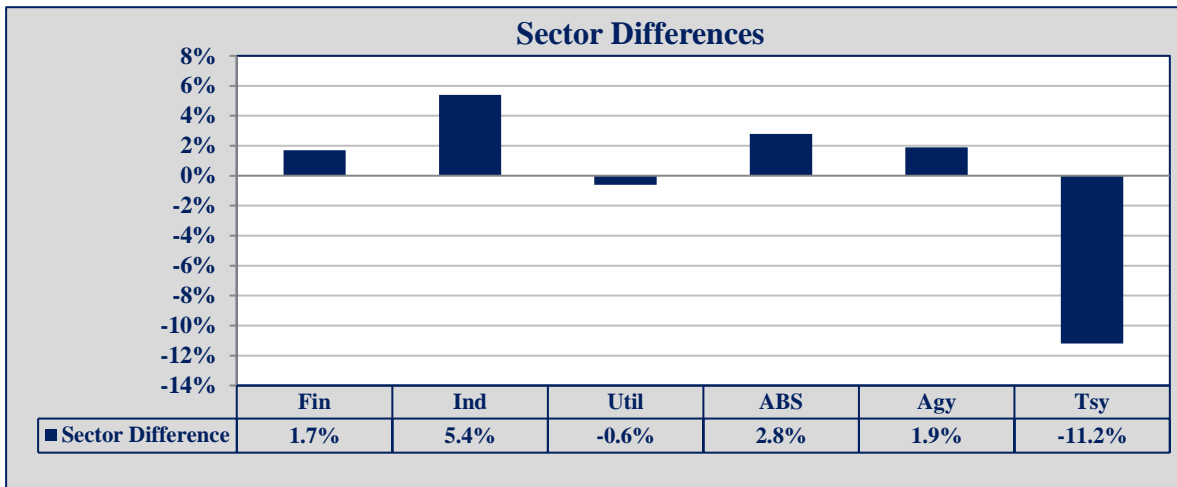
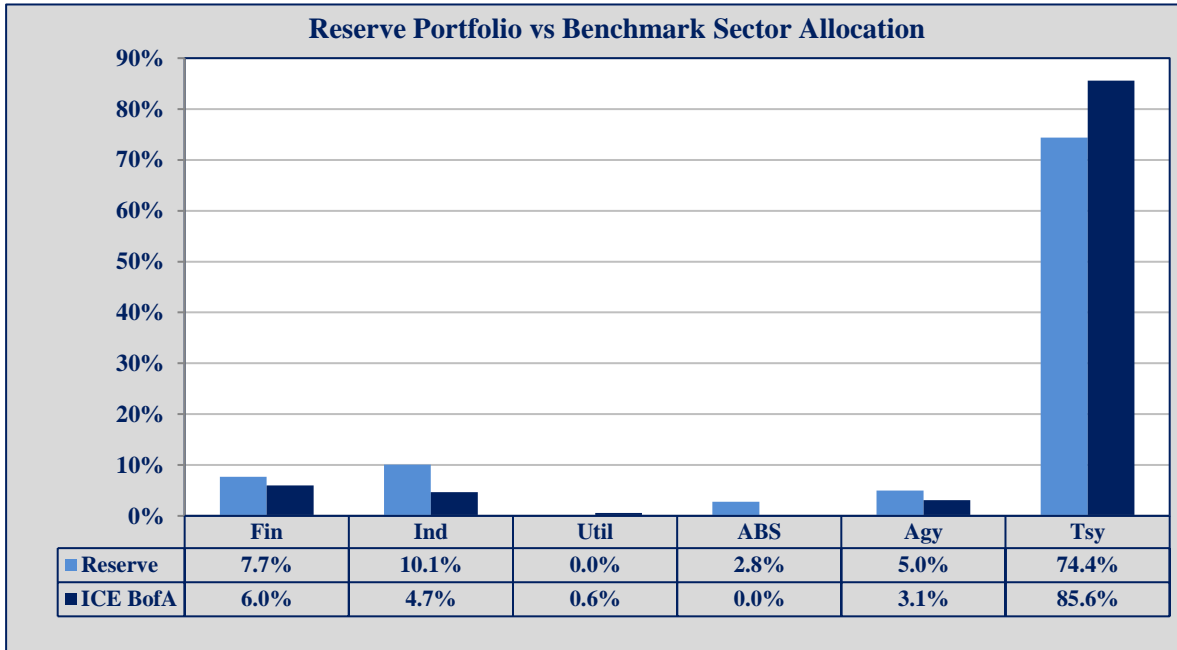
**Excludes Immediately Available Funds.

Figures may not total due to rounding.



RESERVE PORTFOLIO SECTOR ALLOCATION

December 31, 2021

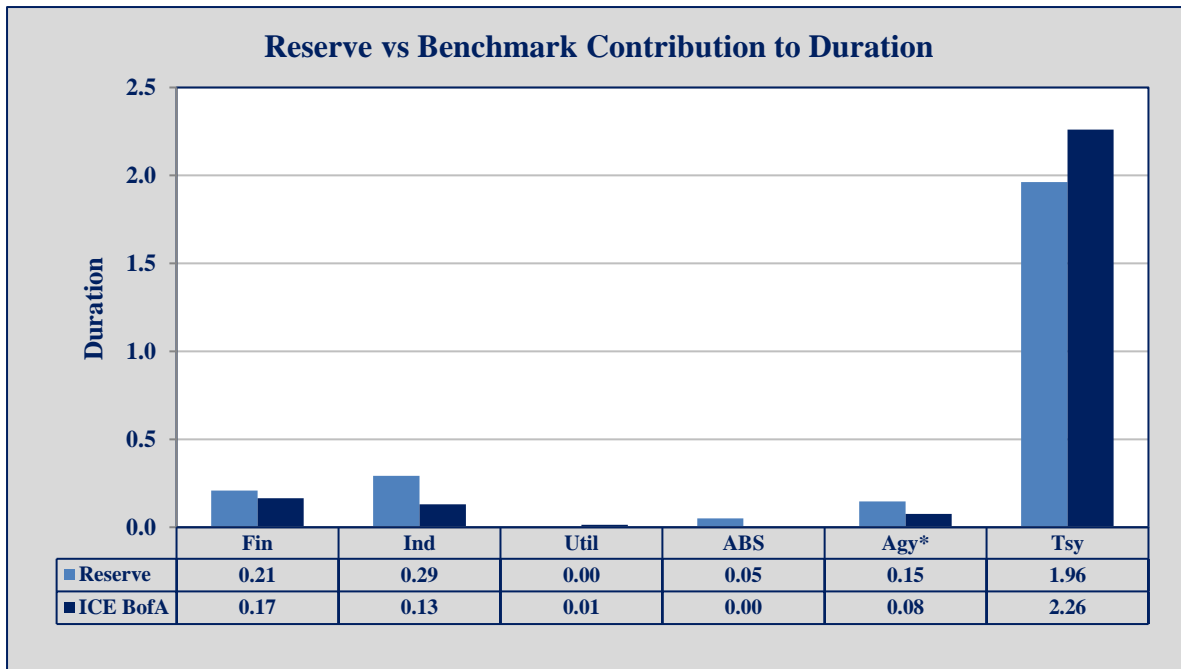
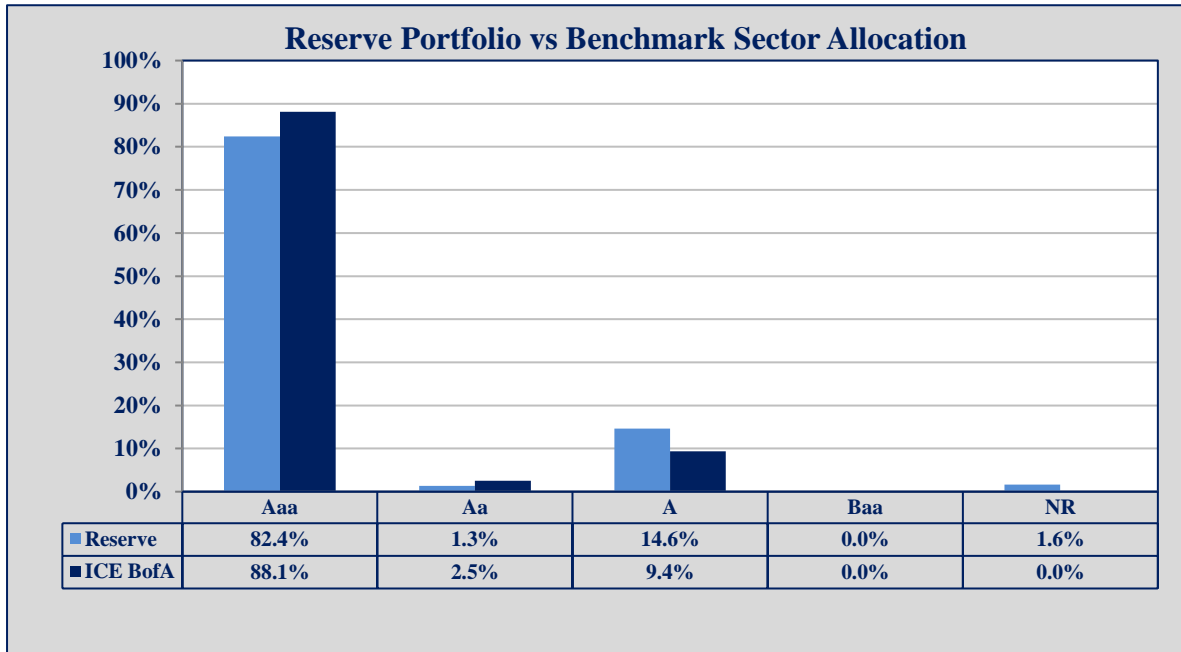


Sector Allocation Chart - Highlights the portfolio differences versus the benchmark with respect to the percentage of assets in each sector.

- Fin – Financial Services
- Ind – Industrial
- Util – Utilities
- ABS – Asset Backed Securities
- Agy – Government Agencies, Municipalities, and Supranationals
- Tsy – Treasury Notes and Bonds
- ICE BofA - ICE BofA Indices

RESERVE CREDIT RATINGS and DURATION

December 31, 2021



*Includes Government Agencies, Municipalities, and Supranationals

Credit Ratings Chart – Highlights the portfolio differences versus the benchmark with respect to percentage of assets in each of the Moody’s Credit Ratings allocations. Figures may not total due to rounding.

Contribution to Duration Chart – Highlights the portfolio differences versus the benchmark based on the contribution to the overall portfolio duration. This measure explains the sensitivity of each sector to changes in interest rates.

BOOK YIELD PERFORMANCE

December 31, 2021

	1 Month	3 Months	FYTD	1 Year	3 Years	5 Years
Core Portfolio	0.72%	0.76%	0.71%	0.55%	1.16%	1.27%
60 Day CP/30 Day Agy Benchmark*	0.11%	0.09%	0.08%	0.08%	0.93%	1.17%
Variance	0.61%	0.66%	0.63%	0.46%	0.24%	0.10%

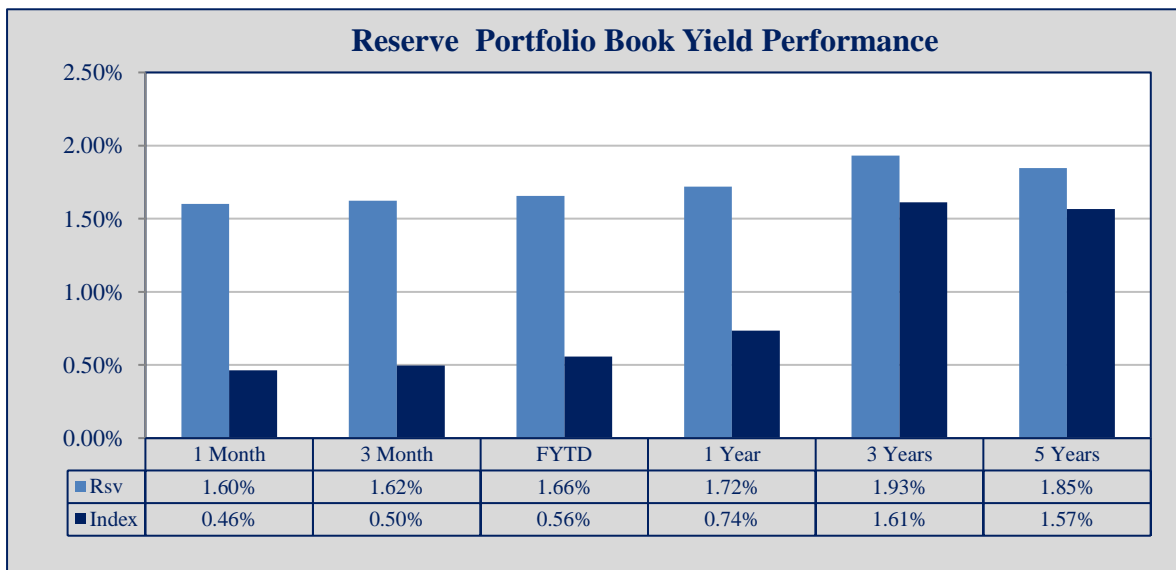
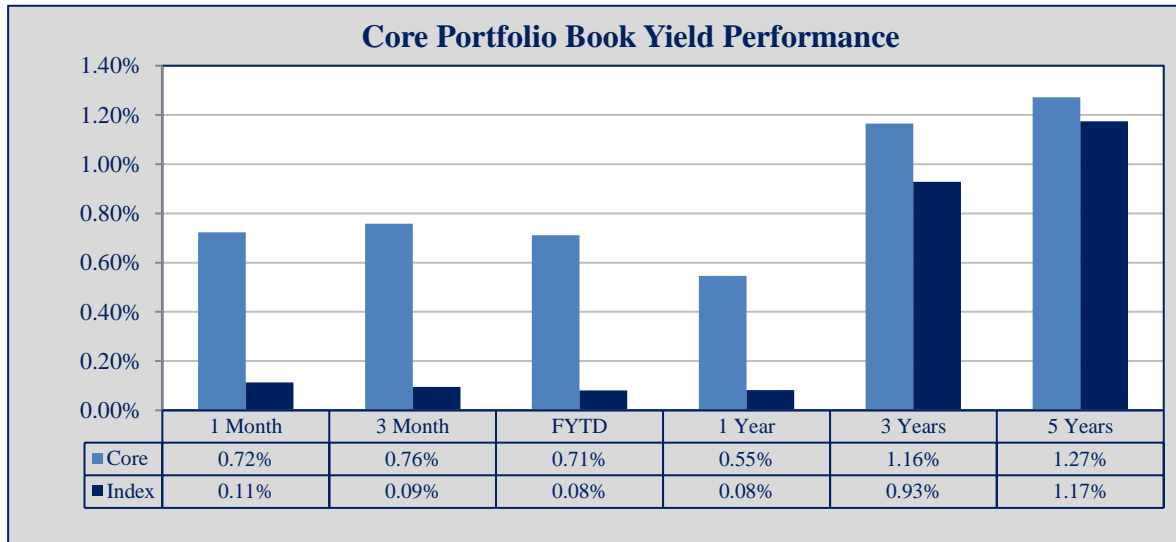
	1 Month	3 Months	FYTD	1 Year	3 Years	5 Years
Reserve Portfolio	1.60%	1.62%	1.66%	1.72%	1.93%	1.85%
1-5 Year Govt/Corp Index**	0.46%	0.50%	0.56%	0.74%	1.61%	1.57%
Variance	1.14%	1.13%	1.10%	0.98%	0.32%	0.28%

All yields are annualized. Figures may not total due to rounding.

*Monthly Benchmark is measured using a 30 day moving average of customized Bloomberg Indices.

**Monthly Benchmark is measuring using a 24 Month Moving Average of ICE BofA Indices.

Note: All yields greater than 1 month are the average yields for the respective time period.



BOOK YIELD PERFORMANCE

December 31, 2021

	1 Month	3 Months	FYTD	1 Year	3 Years	5 Years
Extended Reserve Portfolio	1.10%	1.09%	1.06%	0.98%	0.00%	0.00%
5-10 Year US Treasury Index*	0.91%	0.89%	0.86%	0.79%	0.00%	0.00%
Variance	0.19%	0.20%	0.20%	0.18%	N/A	N/A

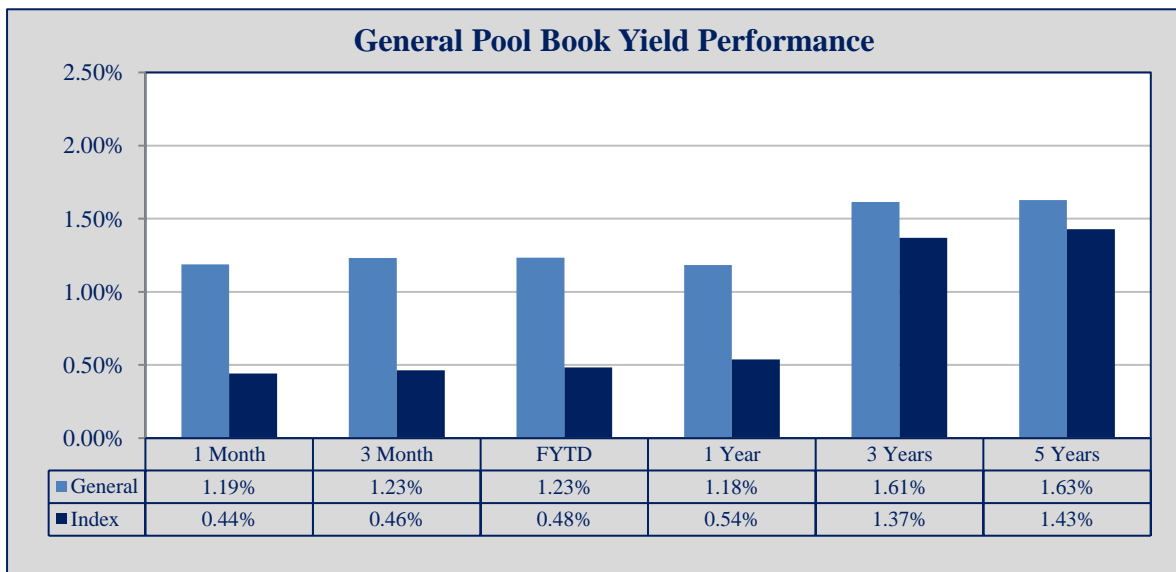
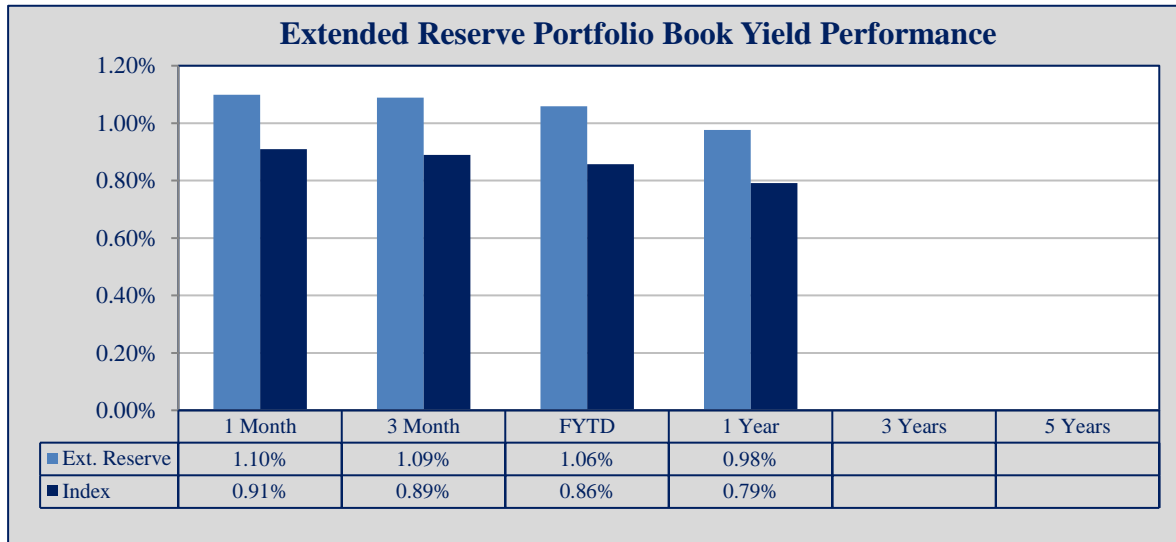
	1 Month	3 Months	FYTD	1 Year	3 Years	5 Years
General Pool	1.19%	1.23%	1.23%	1.18%	1.61%	1.63%
Weighted Benchmark**	0.44%	0.46%	0.48%	0.54%	1.37%	1.43%
Variance	0.75%	0.77%	0.75%	0.65%	0.24%	0.20%

All returns are annualized. Figures may not total due to rounding.

*Monthly Benchmark is measuring using a 30 Month Moving Average of ICE BofA Indices.

**The Weighted Benchmark uses the actual weight of the Core, Reserve, and Extended Reserve portfolio for the month.

Note: All yields greater than 1 month are the average yields for the respective time period.



TOTAL RETURN PERFORMANCE

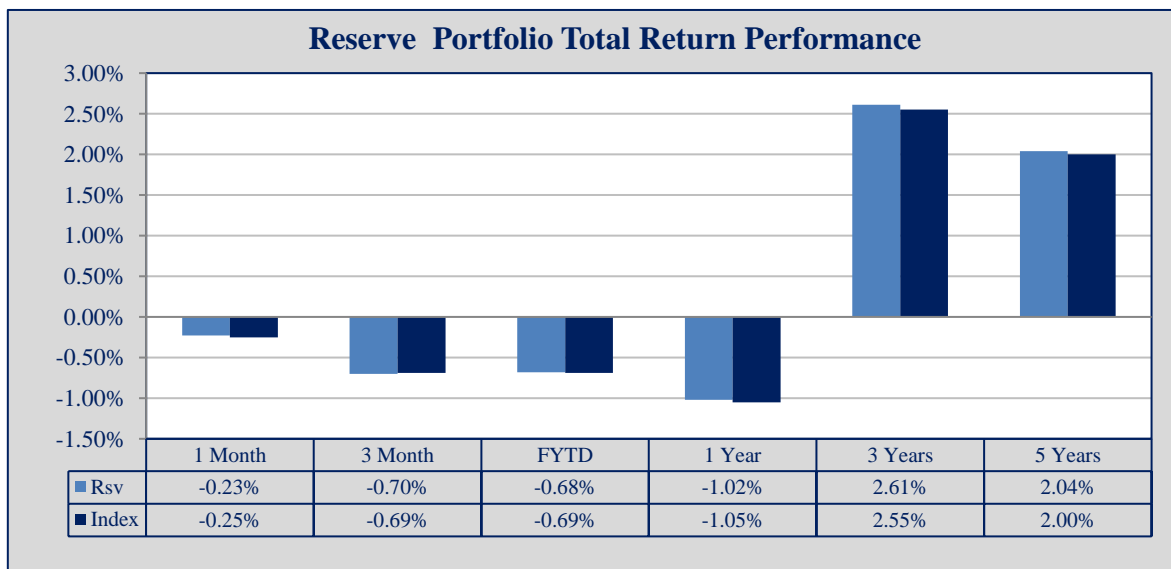
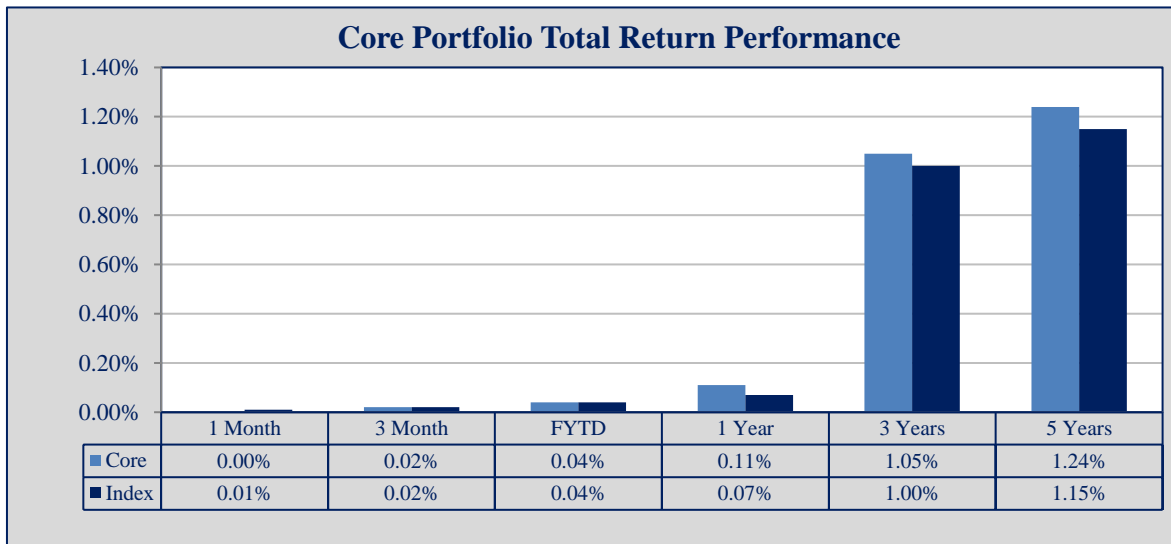
December 31, 2021

	1 Month	3 Months	FYTD	1 Year	3 Years	5 Years
Core Portfolio	0.00%	0.02%	0.04%	0.11%	1.05%	1.24%
3 Month Treasury Bill Index*	0.01%	0.02%	0.04%	0.07%	1.00%	1.15%
Variance	-0.01%	0.00%	0.00%	0.04%	0.05%	0.09%

	1 Month	3 Months	FYTD	1 Year	3 Years	5 Years
Reserve Portfolio	-0.23%	-0.70%	-0.68%	-1.02%	2.61%	2.04%
1-5 Year Govt/Corp Index*	-0.25%	-0.69%	-0.69%	-1.05%	2.55%	2.00%
Variance	0.02%	-0.01%	0.01%	0.03%	0.06%	0.04%

1Y, 3Y, 5Y returns are annualized rates of return. Figures may not total due to rounding.

*Performance is measured using ICE BofA Indices.



TOTAL RETURN PERFORMANCE

December 31, 2021

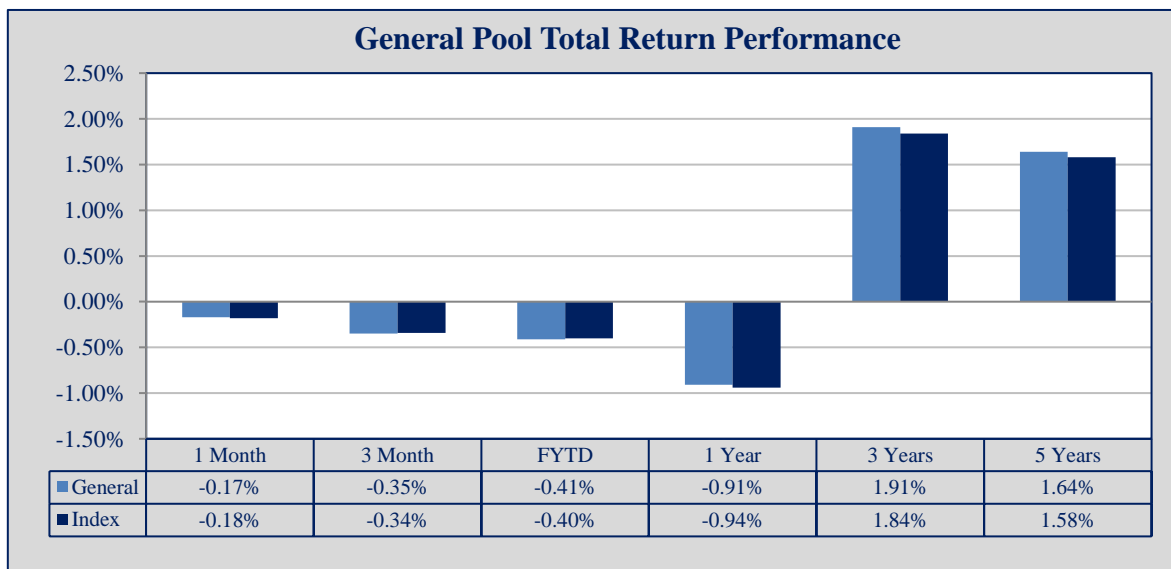
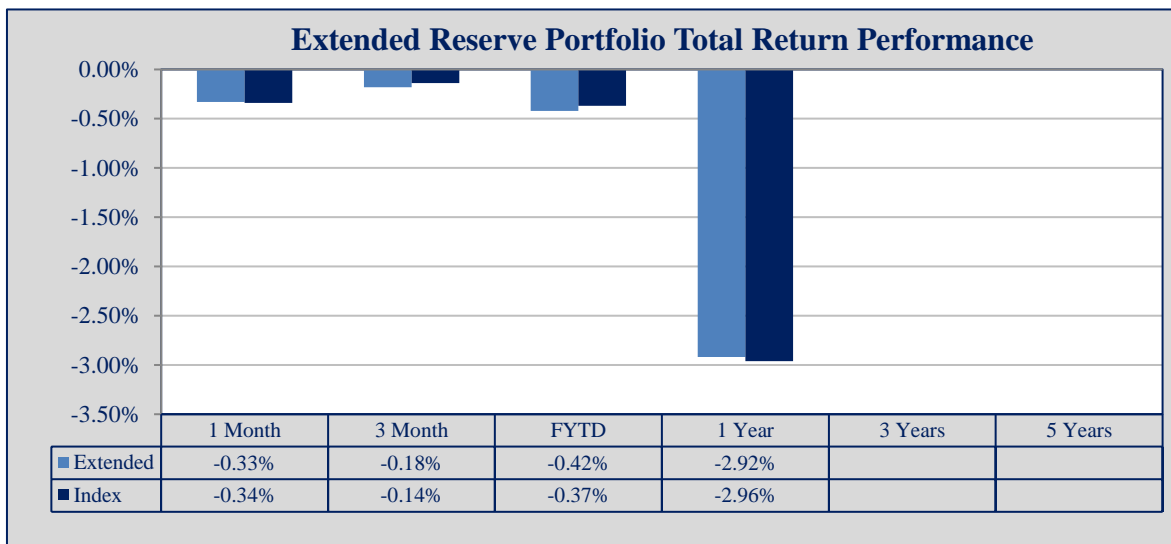
	1 Month	3 Months	FYTD	1 Year	3 Years	5 Years
Extended Reserve Portfolio	-0.33%	-0.18%	-0.42%	-2.92%	N/A	N/A
5-10 Year Treasury Index*	-0.34%	-0.14%	-0.37%	-2.96%	N/A	N/A
Variance	0.01%	-0.04%	-0.05%	0.04%	N/A	N/A

	1 Month	3 Months	FYTD	1 Year	3 Years	5 Years
General Pool	-0.17%	-0.35%	-0.41%	-0.91%	1.91%	1.64%
General Portfolio Weighted Index**	-0.18%	-0.34%	-0.40%	-0.94%	1.84%	1.58%
Variance	0.01%	-0.01%	-0.01%	0.03%	0.07%	0.06%

1Y, 3Y, 5Y returns are annualized rates of return. Figures may not total due to rounding.

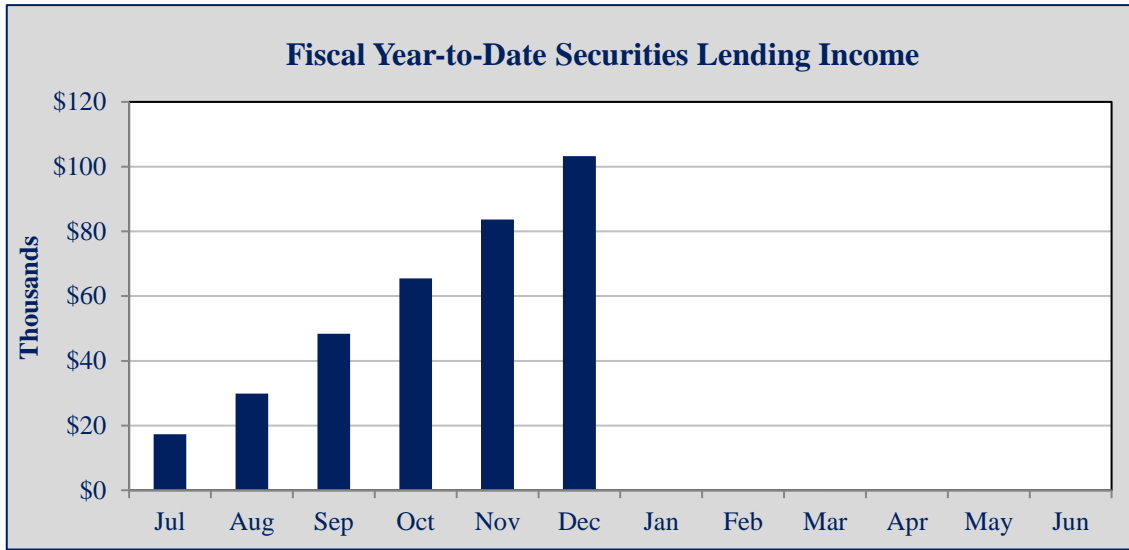
*Performance is measured using ice BofA Indices

**Performance is measured using BofA Indices taking into account Core, Reserve, and Extended Reserve Monthly Weightings



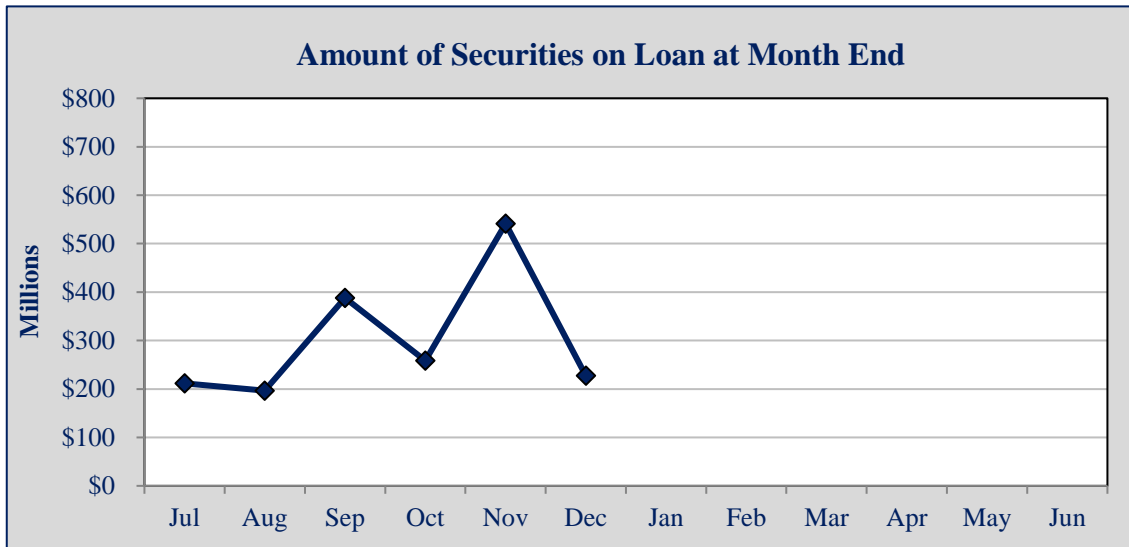
SECURITIES LENDING INFORMATION

December 31, 2021



	Jul	Aug	Sep	Oct	Nov	Dec	Jan	Feb	Mar	Apr	May	Jun
Monthly*	\$17	\$13	\$18	\$17	\$18	\$20						
FYTD*	\$17	\$30	\$48	\$65	\$84	\$103						

*Amounts in Thousands



	Jul	Aug	Sep	Oct	Nov	Dec	Jan	Feb	Mar	Apr	May	Jun
Monthly*	\$212	\$197	\$388	\$259	\$541	\$227						

*Amounts in Millions

Bank of New York Mellon is the securities lending agent for the City. Figures may not total due to rounding.

Portfolio: Core 9218-1
Date: 12/31/21

Issuer	Coupon	Maturity	Type	S&P	Moody's	CUSIP	Par Value	Original Cost	MV w/o Accrued*	Accr Income	Yld Mat
Wells Fargo Bank		1/3/2022	Bank				10,000,000	10,000,000	10,000,000		
Treasury Plus Money Market	0.010	1/3/2022	MMF	AAA	Aaa-mf	94975H312	248,498,626	248,498,626	248,498,626	563	0.010
Bk of New York Mellon - Sweep	0.010	1/3/2022	MMF	AAA	Aaa-mf		1,537,500	1,537,500	1,537,500	3	0.010
LAIF	0.212	1/3/2022	LAIF	NR	NR	SYS34208	19,999,995	19,999,995	19,999,995	28,412	0.212
LAIF	0.212	1/3/2022	LAIF	NR	NR	SYS50078	20,000,606	20,000,606	20,000,606	28,412	0.212
LAIF	0.212	1/3/2022	LAIF	NR	NR	SYS50080	20,000,331	20,000,331	20,000,331	28,412	0.212
LAIF	0.212	1/3/2022	LAIF	NR	NR	SYS50081	19,999,853	19,999,853	19,999,853	28,412	0.212
Landesbank Baden-Wurt	0.000	1/3/2022	CP	NR	P-1	5148X1A37	60,640,000	60,624,840	60,639,596	0	0.103
Societe Generale	0.000	1/3/2022	CP	A-1	P-1	83369CA38	51,545,000	51,535,335	51,544,699	0	0.093
Societe Generale	0.000	1/3/2022	CP	A-1	P-1	83369CA38	20,633,000	20,629,653	20,632,880	0	0.082
Toyota	0.000	1/3/2022	CP	A-1+	P-1	89233HA38	50,000,000	49,990,500	49,999,750	0	0.093
Sumitomo Mitsui	0.130	1/3/2022	CD	A-1	P-1	86564G2X8	150,000,000	150,000,000	150,001,500	40,625	0.132
Sumitomo Mitsui	0.000	1/6/2022	CP	A-1	P-1	86563HA67	20,485,000	20,484,215	20,484,761	0	0.062
Canadian Imperial Bank	0.060	1/11/2022	CD	A-1	P-1	13606KBB1	50,000,000	50,000,000	49,999,500	167	0.061
Canadian Imperial Bank	0.000	1/12/2022	CP	A-1	P-1	13607FAC0	62,000,000	61,987,944	61,998,430	0	0.103
Sumitomo Mitsui	0.000	1/12/2022	CP	A-1	P-1	86563HAC4	11,000,000	10,999,771	10,999,721	0	0.051
Toyota	0.000	1/12/2022	CP	A-1+	P-1	89233HAC8	56,356,000	56,345,151	56,354,629	0	0.093
Landesbank Baden-Wurt	0.000	1/13/2022	CP	NR	P-1	5148X1AD5	23,575,000	23,569,552	23,574,251	0	0.134
Canadian Imperial Bank	0.090	1/13/2022	CD	A-1	P-1	13606KAS5	43,000,000	43,000,000	43,000,000	1,828	0.091
Canadian Imperial Bank	0.070	1/25/2022	CD	A-1	P-1	13606KBA3	50,000,000	50,000,000	49,999,500	194	0.071
Prudential Funding	0.000	1/26/2022	CP	A-1+	P-1	74433HAS3	24,739,000	24,736,279	24,737,642	0	0.093
Sumitomo Mitsui	0.000	1/26/2022	CP	A-1	P-1	86563HAS9	32,923,000	32,914,166	32,920,741	0	0.144
Sumitomo Mitsui	0.000	1/26/2022	CP	A-1	P-1	86563HAS9	30,057,000	30,049,402	30,054,938	0	0.144
Sumitomo Mitsui	0.000	1/26/2022	CP	A-1	P-1	86563HAS9	48,535,000	48,523,109	48,531,670	0	0.144
IBM	2.500	1/27/2022	Corp	A-	A3	459200JQ5	15,000,000	14,996,387	15,021,300	160,417	2.525
Landesbank Baden-Wurt	0.000	2/1/2022	CP	NR	P-1	5148X1B10	60,320,000	60,313,968	60,314,048	0	0.103
Sumitomo Mitsui	0.000	2/1/2022	CP	A-1	P-1	86563HB17	56,345,000	56,337,769	56,339,841	0	0.113
Mizuho Bank	0.000	2/2/2022	CP	A-1	P-1	60689GB21	25,000,000	24,993,906	24,998,213	0	0.139
Bank of New York Mellon	2.600	2/7/2022	Corp	A	A1	06406RAA5	15,000,000	14,993,919	15,005,700	156,000	2.643
Mizuho Bank	0.000	2/8/2022	CP	A-1	P-1	60689GB88	30,000,000	29,992,013	29,996,945	0	0.139
Mizuho Bank	0.000	2/9/2022	CP	A-1	P-1	60689GB96	31,031,000	31,019,014	31,027,655	0	0.139
Mizuho Bank	0.000	2/9/2022	CP	A-1	P-1	60689GB96	87,384,000	87,360,406	87,374,582	0	0.139
Sumitomo Mitsui	0.000	2/10/2022	CP	A-1	P-1	86563HBA7	62,000,000	61,981,658	61,991,880	0	0.154
Mizuho Bank	0.000	2/23/2022	CP	A-1	P-1	60689GBP0	85,000,000	84,973,544	84,982,915	0	0.139
Mizuho Bank	0.000	2/23/2022	CP	A-1	P-1	60689GBP0	36,642,000	36,631,145	36,634,635	0	0.139

*MV w/o Accrued includes the Bank of New York Mellon accrued interest for treasury bills, discount notes, and commercial paper. Original Cost does not include accrued interest.

Portfolio: Core 9218-1 (Cont.)

Issuer	Coupon	Maturity	Type	S&P	Moody's	CUSIP	Par Value	Original Cost	MV w/o Accrued*	Accr Income	Yld Mat
Sumitomo Mitsui	0.000	3/1/2022	CP	A-1	P-1	86563HC16	62,947,000	62,932,907	62,932,313	0	0.134
Home Depot	3.250	3/1/2022	Corp	A	A2	437076BV3	10,000,000	9,991,415	10,044,800	108,333	3.336
Johnson & Johnson	2.250	3/3/2022	Corp	AAA	Aaa	478160CD4	10,000,000	9,994,454	10,017,000	73,750	2.305
Sumitomo Mitsui	0.000	3/8/2022	CP	A-1	P-1	86563HC81	39,175,000	39,161,126	39,163,626	0	0.175
Pfizer	2.800	3/11/2022	Corp	A+	A2	717081ER0	10,000,000	9,999,800	10,045,000	85,556	2.802
ING	0.000	3/23/2022	CP	A-1	P-1	4497W1CP9	152,000,000	151,921,467	151,932,833	0	0.206
U.S. Treasury Note	1.875	3/31/2022	Tsy	AA+	Aaa	912828W89	30,000,000	29,984,045	30,127,800	143,716	1.929
U.S. Treasury Note	1.875	3/31/2022	Tsy	AA+	Aaa	912828W89	55,000,000	55,060,903	55,234,300	263,479	1.763
Canadian Imperial Bank	0.000	4/1/2022	CP	A-1	P-1	13609CD16	62,000,000	61,955,980	61,974,611	0	0.185
State of California	2.367	4/1/2022	Muni	AA-	Aa2	13063DAD0	5,000,000	5,000,000	5,027,250	29,588	2.367
State of California	2.367	4/1/2022	Muni	AA-	Aa2	13063DAD0	15,000,000	15,001,532	15,081,750	88,763	2.357
FNMA Note	1.875	4/5/2022	Agy	AA+	Aaa	3135G0T45	10,000,000	9,990,895	10,041,200	44,792	1.966
FNMA Note	1.875	4/5/2022	Agy	AA+	Aaa	3135G0T45	15,000,000	14,986,342	15,061,800	67,188	1.966
Toronto Dominion	0.200	4/6/2022	CD	A-1+	P-1	89114WNN1	100,000,000	100,000,000	99,998,000	5,000	0.203
U.S. Treasury Bill	0.000	4/28/2022	Tsy	A-1+	P-1	912796P37	50,000,000	49,991,158	49,988,000	0	0.055
U.S. Treasury Note	1.875	4/30/2022	Tsy	AA+	Aaa	912828X47	25,000,000	25,009,570	25,142,000	80,283	1.836
U.S. Treasury Note	1.875	4/30/2022	Tsy	AA+	Aaa	912828X47	40,000,000	39,921,763	40,227,200	128,453	2.074
U.S. Treasury Note	1.875	4/30/2022	Tsy	AA+	Aaa	912828X47	35,000,000	34,936,795	35,198,800	112,396	2.073
Pepsico	2.250	5/2/2022	Corp	A+	A1	713448DT2	15,000,000	14,994,378	15,069,750	55,313	2.290
Apple	2.300	5/11/2022	Corp	AA+	Aaa	037833CQ1	10,000,000	9,996,608	10,051,100	31,944	2.336
Intel	2.350	5/11/2022	Corp	A+	A1	458140BB5	15,000,000	14,998,256	15,081,750	48,958	2.362
United Parcel	2.350	5/16/2022	Corp	A-	A2	911312BC9	10,000,000	9,997,274	10,058,500	29,375	2.378
US Bank	2.650	5/23/2022	Corp	AA-	A1	90331HPC1	10,000,000	9,996,516	10,071,600	27,972	2.686
U.S. Treasury Note	1.750	5/31/2022	Tsy	AA+	Aaa	912828XR6	80,000,000	79,992,438	80,521,600	123,077	1.759
FFCB Note	1.630	6/15/2022	Agy	AA+	Aaa	3133ELDK7	25,000,000	24,999,492	25,170,500	18,111	1.632
Truist Financial Corp	3.050	6/20/2022	Corp	A-	A3	05531FBG7	12,000,000	11,999,892	12,117,720	11,183	3.050
ING	0.000	6/23/2022	CP	A-1	P-1	4497W1FP6	250,000,000	249,627,431	249,627,833	0	0.299
Mizuho Bank	0.000	6/23/2022	CP	A-1	P-1	60689GFP6	150,000,000	149,757,188	149,765,100	0	0.324
Mizuho Bank	0.000	6/23/2022	CP	A-1	P-1	60689GFP6	125,000,000	124,799,844	124,804,250	0	0.324
Royal Bank of Canada	0.000	6/23/2022	CP	A-1+	P-1	78015DFP0	200,000,000	199,691,667	199,702,266	0	0.309
U.S. Treasury Bill	0.000	6/23/2022	Tsy	A-1+	P-1	912796R43	250,000,000	249,817,708	249,800,000	0	0.154
U.S. Treasury Note	1.750	6/30/2022	Tsy	AA+	Aaa	912828XW5	65,000,000	64,933,404	65,492,700	3,142	1.854
U.S. Treasury Note	1.750	6/30/2022	Tsy	AA+	Aaa	912828XW5	65,000,000	65,262,828	65,492,700	3,142	1.342
PNC Bank	2.450	7/28/2022	Corp	A	A2	69353RFE3	20,000,000	19,999,642	20,193,400	208,250	2.452
U.S. Treasury Note	1.875	7/31/2022	Tsy	AA+	Aaa	9128282P4	50,000,000	50,021,152	50,469,000	392,323	1.832
Procter & Gamble	2.150	8/11/2022	Corp	AA-	Aa3	742718EU9	10,000,000	9,997,242	10,111,000	83,611	2.179

*MV w/o Accrued includes the Bank of New York Mellon accrued interest for treasury bills, discount notes, and commercial paper. Original Cost does not include accrued interest.

Portfolio: Core 9218-1 (Cont.)

Issuer	Coupon	Maturity	Type	S&P	Moody's	CUSIP	Par Value	Original Cost	MV w/o Accrued*	Accr Income	Yld Mat
U.S. Treasury Note	1.500	8/15/2022	Tsy	AA+	Aaa	912828YA2	70,000,000	70,038,101	70,539,000	396,603	1.442
Philip Morris	2.375	8/17/2022	Corp	A	A2	718172CA5	10,000,000	9,991,100	10,097,700	88,403	2.469
Bank of New York Mellon	1.950	8/23/2022	Corp	A	A1	06406RAK3	10,000,000	9,998,957	10,097,500	69,333	1.961
U.S. Treasury Note	1.625	8/31/2022	Tsy	AA+	Aaa	9128282S8	40,000,000	39,965,313	40,360,800	220,856	1.713
U.S. Treasury Note	1.875	8/31/2022	Tsy	AA+	Aaa	912828L24	50,000,000	50,130,780	50,523,500	318,543	1.610
FNMA Note	1.375	9/6/2022	Agy	AA+	Aaa	3135G0W33	25,000,000	24,972,933	25,188,750	109,809	1.492
IADB Note	1.750	9/14/2022	Supra	AAA	Aaa	4581X0CZ9	20,000,000	19,986,546	20,189,200	104,028	1.821
Public Storage	2.370	9/15/2022	Corp	A	A2	74460DAB5	5,000,000	5,000,000	5,059,500	34,892	2.390
U.S. Treasury Note	1.500	9/15/2022	Tsy	AA+	Aaa	912828YF1	60,000,000	59,964,301	60,513,600	268,508	1.563
FNMA Note	2.000	10/5/2022	Agy	AA+	Aaa	3135G0T78	15,000,000	14,998,151	15,190,650	71,667	2.013
FNMA Note	2.000	10/5/2022	Agy	AA+	Aaa	3135G0T78	10,000,000	9,998,767	10,127,100	47,778	2.013
U.S. Treasury Note	2.000	10/31/2022	Tsy	AA+	Aaa	9128283C2	50,000,000	49,997,251	50,674,000	171,271	2.005
U.S. Treasury Note	2.000	10/31/2022	Tsy	AA+	Aaa	9128283C2	90,000,000	90,411,225	91,213,200	308,287	1.540
Philip Morris	2.500	11/2/2022	Corp	A	A2	718172CD9	20,000,000	19,984,175	20,285,400	81,944	2.586
U.S. Treasury Note	1.625	11/15/2022	Tsy	AA+	Aaa	912828TY6	75,000,000	75,017,106	75,802,500	158,236	1.601
Caterpillar	1.950	11/18/2022	Corp	A	A2	14913Q3C1	10,000,000	9,998,438	10,135,800	23,292	1.966
Caterpillar	2.550	11/29/2022	Corp	A	A2	14913Q2E8	15,000,000	14,997,487	15,281,250	34,000	2.567
U.S. Treasury Note	2.000	11/30/2022	Tsy	AA+	Aaa	912828M80	60,000,000	59,940,469	60,869,400	105,495	2.101
MUFG Union Bank	2.100	12/9/2022	Corp	A	A2	90520EAK7	12,000,000	12,000,000	12,153,480	15,400	2.099
U.S. Treasury Note	1.625	12/15/2022	Tsy	AA+	Aaa	912828YW4	50,000,000	50,008,852	50,590,000	37,946	1.606
U.S. Treasury Note	2.125	12/31/2022	Tsy	AA+	Aaa	912828N30	15,000,000	14,986,047	15,249,000	881	2.220
U.S. Treasury Note	2.125	12/31/2022	Tsy	AA+	Aaa	912828N30	45,000,000	44,958,845	45,747,000	2,642	2.218
Total		0.340					4,474,368,911	4,473,088,510	4,485,926,213	5,410,954	0.724

Portfolio: Reserve 9218-2

Date: 12/31/21

Issuer	Coupon	Maturity	Type	S&P	Moody's	CUSIP	Par Value	Original Cost	MV w/o Accrued*	Accr Income	Yld Mat
Bk of New York Mellon - Sweep	0.010	1/3/2022	MMF	AAA	Aaa-mf		5,004,001	5,004,001	5,004,001	3	0.010
U.S. Treasury Note	1.500	1/15/2023	Tsy	AA+	Aaa	912828Z29	80,000,000	80,393,750	80,872,000	554,348	1.329
US Bank	2.850	1/23/2023	Corp	AA-	A1	90331HNL3	20,000,000	19,988,000	20,427,200	250,167	2.863
U.S. Treasury Note	2.375	1/31/2023	Tsy	AA+	Aaa	9128283U2	50,000,000	49,626,953	51,031,500	496,943	2.535
Adobe	1.700	2/1/2023	Corp	A+	A2	00724PAA7	5,000,000	4,993,150	5,055,500	35,417	1.747
PACCAR	1.900	2/7/2023	Corp	A+	A1	69371RQ41	15,000,000	14,999,250	15,182,400	114,000	2.066
U.S. Treasury Note	2.625	2/28/2023	Tsy	AA+	Aaa	9128284A5	110,000,000	109,836,719	112,720,300	981,112	2.657

*MV w/o Accrued includes the Bank of New York Mellon accrued interest for treasury bills, discount notes, and commercial paper. Original Cost does not include accrued interest.

Portfolio: Reserve 9218-2 (Cont.)

Issuer	Coupon	Maturity	Type	S&P	Moody's	CUSIP	Par Value	Original Cost	MV w/o Accrued*	Accr Income	Yld Mat
U.S. Treasury Note	2.625	2/28/2023	Tsy	AA+	Aaa	9128284A5	30,000,000	29,728,125	30,741,900	267,576	2.853
Key Bank	1.250	3/10/2023	Corp	A-	A3	49327M2Z6	10,000,000	9,995,300	10,060,300	38,542	1.266
Truist Financial Corp	2.200	3/16/2023	Corp	A-	A3	05531FBJ1	20,000,000	19,985,200	20,337,600	128,333	2.222
U.S. Treasury Note	2.500	3/31/2023	Tsy	AA+	Aaa	9128284D9	85,000,000	84,671,289	87,098,650	542,926	2.583
Bank of New York Mellon	3.500	4/28/2023	Corp	A	A1	06406RAG2	15,000,000	14,983,650	15,534,000	91,875	3.524
U.S. Treasury Note	2.750	4/30/2023	Tsy	AA+	Aaa	9128284L1	25,000,000	24,940,430	25,731,500	117,749	2.801
U.S. Treasury Note	2.750	4/30/2023	Tsy	AA+	Aaa	9128284L1	25,000,000	24,801,758	25,731,500	117,749	2.923
U.S. Treasury Note	2.750	4/30/2023	Tsy	AA+	Aaa	9128284L1	100,000,000	100,281,250	102,926,000	470,994	2.688
Philip Morris	1.125	5/1/2023	Corp	A	A2	718172CQ0	10,000,000	9,966,500	10,044,100	18,750	1.239
Caterpillar	3.450	5/15/2023	Corp	A	A2	14913Q2L2	10,000,000	9,993,200	10,345,900	44,083	3.465
U.S. Treasury Note	2.750	5/31/2023	Tsy	AA+	Aaa	9128284S6	85,000,000	85,252,344	87,626,500	205,495	2.686
U.S. Treasury Note	2.750	5/31/2023	Tsy	AA+	Aaa	9128284S6	25,000,000	24,961,914	25,772,500	60,440	2.783
Amazon	0.400	6/3/2023	Corp	AA	A1	023135BP0	10,000,000	9,986,000	9,964,500	3,111	0.447
UnitedHealth Group	3.500	6/15/2023	Corp	A+	A3	91324PDJ8	10,000,000	9,995,000	10,401,100	15,556	3.511
U.S. Treasury Note	2.625	6/30/2023	Tsy	AA+	Aaa	9128284U1	50,000,000	49,755,859	51,515,500	3,626	2.730
U.S. Treasury Note	2.625	6/30/2023	Tsy	AA+	Aaa	9128284U1	65,000,000	65,264,063	66,970,150	4,713	2.525
John Deere	0.700	7/5/2023	Corp	A	A2	24422EVH9	10,000,000	9,991,800	9,997,600	34,222	0.708
Caterpillar	0.650	7/7/2023	Corp	A	A2	14913R2D8	10,000,000	9,994,400	10,000,200	31,417	0.669
M & T Corp	3.550	7/26/2023	Corp	BBB+	A3	55261FAJ3	10,000,000	9,992,300	10,381,400	152,847	3.567
U.S. Treasury Note	2.750	7/31/2023	Tsy	AA+	Aaa	912828Y61	60,000,000	59,744,531	62,017,800	690,489	2.842
U.S. Treasury Note	2.750	7/31/2023	Tsy	AA+	Aaa	912828Y61	30,000,000	29,901,563	31,008,900	345,245	2.822
Chevron	0.426	8/11/2023	Corp	AA-	Aa2	166756AJ5	10,000,000	10,000,000	9,956,400	16,567	0.426
U.S. Treasury Note	2.750	8/31/2023	Tsy	AA+	Aaa	9128284X5	150,000,000	150,123,047	155,157,000	1,401,588	2.732
FNMA Note	2.875	9/12/2023	Agy	AA+	Aaa	3135G0U43	40,000,000	39,860,400	41,479,200	348,194	2.953
Unilever	0.375	9/14/2023	Corp	A+	A1	904764BJ5	5,000,000	4,993,600	4,968,850	5,573	0.418
Gilead Sciences	0.750	9/29/2023	Corp	BBB+	A3	375558BW2	7,500,000	7,497,375	7,469,175	14,375	0.762
U.S. Treasury Note	2.875	9/30/2023	Tsy	AA+	Aaa	9128285D8	35,000,000	34,890,625	36,337,000	257,091	2.943
U.S. Treasury Note	2.875	9/30/2023	Tsy	AA+	Aaa	9128285D8	25,000,000	24,909,180	25,955,000	183,637	2.954
John Deere	3.650	10/12/2023	Corp	A	A2	24422EUM9	10,000,000	9,998,200	10,494,400	80,097	3.654
U.S. Treasury Note	2.875	10/31/2023	Tsy	AA+	Aaa	9128285K2	50,000,000	49,755,859	51,976,500	246,202	2.981
U.S. Treasury Note	1.625	10/31/2023	Tsy	AA+	Aaa	912828T91	150,000,000	153,673,828	152,536,500	417,472	0.943
American Express	0.750	11/3/2023	Corp	BBB+	A3	025816CK3	15,000,000	14,998,500	14,955,750	17,813	0.755
U.S. Treasury Note	2.875	11/30/2023	Tsy	AA+	Aaa	9128285P1	80,000,000	80,118,750	83,284,800	202,198	2.843
U.S. Treasury Note	2.125	11/30/2023	Tsy	AA+	Aaa	912828U57	80,000,000	80,503,125	82,156,000	149,451	1.978
Truist Financial Corp	3.750	12/6/2023	Corp	A-	A3	05531FBF9	15,000,000	14,976,900	15,768,600	39,063	3.784
Natl Securities Clearing	0.400	12/7/2023	Corp	AA+	Aaa	637639AC9	10,000,000	9,987,500	9,918,900	2,667	0.442

*MV w/o Accrued includes the Bank of New York Mellon accrued interest for treasury bills, discount notes, and commercial paper. Original Cost does not include accrued interest.

Portfolio: Reserve 9218-2 (Cont.)

Issuer	Coupon	Maturity	Type	S&P	Moody's	CUSIP	Par Value	Original Cost	MV w/o Accrued*	Accr Income	Yld Mat
U.S. Treasury Note	2.625	12/31/2023	Tsy	AA+	Aaa	9128285U0	55,000,000	55,156,836	57,055,900	3,988	2.564
Toyota	3.350	1/8/2024	Corp	A+	A1	89236TFS9	10,000,000	9,997,300	10,472,600	160,986	3.356
John Deere	3.450	1/10/2024	Corp	A	A2	24422EUR8	10,000,000	9,999,100	10,507,100	163,875	3.452
Toyota	0.450	1/11/2024	Corp	A+	A1	89236THU2	15,000,000	14,999,100	14,875,200	31,875	0.452
IADB Note	2.625	1/16/2024	Supra	AAA	Aaa	4581XODF2	25,000,000	24,866,500	25,929,250	300,781	2.740
Citibank	3.650	1/23/2024	Corp	A+	Aa3	17325FAS7	10,000,000	9,986,400	10,520,400	160,194	3.680
U.S. Treasury Note	2.500	1/31/2024	Tsy	AA+	Aaa	9128285Z9	40,000,000	40,101,563	41,437,600	418,478	2.446
3M Company	3.250	2/14/2024	Corp	A+	A1	88579YBB6	10,000,000	10,117,200	10,454,300	123,681	2.995
U.S. Treasury Note	2.375	2/29/2024	Tsy	AA+	Aaa	9128286G0	100,000,000	99,324,219	103,406,000	806,975	2.520
John Deere	2.600	3/7/2024	Corp	A	A2	24422EUX5	10,000,000	9,982,900	10,342,700	82,333	2.795
JPMorgan Chase & Co	0.697	3/16/2024	Corp	A-	A2	46647PBZ8	25,000,000	25,000,000	24,940,750	50,823	0.697
Charles Schwab	0.750	3/18/2024	Corp	A	A2	808513BN4	10,000,000	9,995,000	9,957,100	21,458	0.767
Northwestern Mutual	0.600	3/25/2024	Corp	AA+	Aaa	66815L2B4	20,000,000	19,999,400	19,757,400	32,000	0.601
U.S. Treasury Note	2.125	3/31/2024	Tsy	AA+	Aaa	912828W71	75,000,000	74,589,844	77,203,500	407,194	2.241
U.S. Treasury Note	2.125	3/31/2024	Tsy	AA+	Aaa	912828W71	20,000,000	19,822,656	20,587,600	108,585	2.314
Morgan Stanley	0.731	4/5/2024	Corp	BBB+	A1	61772BAA1	10,000,000	10,000,000	9,969,800	17,463	0.731
Honda ABS	1.610	4/22/2024	ABS	NR	Aaa	43813RAC1	11,331,077	11,328,856	11,411,754	5,068	1.625
U.S. Treasury Note	2.250	4/30/2024	Tsy	AA+	Aaa	9128286R6	40,000,000	39,915,625	41,315,600	154,144	2.295
U.S. Treasury Note	2.000	4/30/2024	Tsy	AA+	Aaa	912828X70	25,000,000	25,002,930	25,682,750	85,635	1.997
U.S. Treasury Note	2.000	4/30/2024	Tsy	AA+	Aaa	912828X70	35,000,000	35,935,156	35,955,850	119,890	0.836
Amazon	0.450	5/12/2024	Corp	AA	A1	023135BW5	10,000,000	9,985,400	9,903,800	6,125	0.499
IBM	3.000	5/15/2024	Corp	A-	A3	459200JY8	15,000,000	14,942,700	15,672,000	57,500	3.083
UnitedHealth Group	0.550	5/15/2024	Corp	A+	A3	91324PEB4	10,000,000	9,989,600	9,922,200	7,028	0.585
U.S. Treasury Note	0.250	5/15/2024	Tsy	AA+	Aaa	91282CCC3	50,000,000	49,886,719	49,328,000	16,229	0.326
Caterpillar	2.850	5/17/2024	Corp	A	A2	14913Q2V0	10,000,000	9,978,700	10,441,500	34,833	2.896
U.S. Treasury Note	2.000	5/31/2024	Tsy	AA+	Aaa	912828XT2	80,000,000	80,084,375	82,212,800	140,659	1.978
U.S. Treasury Note	2.000	5/31/2024	Tsy	AA+	Aaa	912828XT2	20,000,000	20,110,156	20,553,200	35,165	1.884
Bank of America Corp	0.523	6/14/2024	Corp	A-	A2	06051GJY6	10,000,000	10,000,000	9,934,500	2,470	0.523
Nvidia	0.584	6/14/2024	Corp	A-	A2	67066GAL8	15,000,000	15,000,000	14,864,250	4,137	0.584
U.S. Treasury Note	2.000	6/30/2024	Tsy	AA+	Aaa	912828XX3	80,000,000	80,656,250	82,250,400	4,420	1.825
Comerica Inc	2.500	7/23/2024	Corp	A-	A3	20034DJA8	10,000,000	9,990,700	10,326,500	109,722	2.520
U.S. Treasury Note	1.750	7/31/2024	Tsy	AA+	Aaa	912828Y87	70,000,000	71,123,828	71,583,400	512,636	1.410
Truist Financial Corp	2.500	8/1/2024	Corp	A-	A3	05531FBH5	10,000,000	10,101,000	10,323,900	104,167	2.282
BMW	0.750	8/12/2024	Corp	A	A2	05565EBU8	7,000,000	6,999,370	6,923,700	20,271	0.753
PACCAR	2.150	8/15/2024	Corp	A+	A1	69371RQ25	15,000,000	14,966,850	15,365,250	121,833	2.197
U.S. Treasury Note	0.375	8/15/2024	Tsy	AA+	Aaa	91282CCT6	25,000,000	24,978,516	24,675,750	35,411	0.404

*MV w/o Accrued includes the Bank of New York Mellon accrued interest for treasury bills, discount notes, and commercial paper. Original Cost does not include accrued interest.

Portfolio: Reserve 9218-2 (Cont.)

Issuer	Coupon	Maturity	Type	S&P	Moody's	CUSIP	Par Value	Original Cost	MV w/o Accrued*	Accr Income	Yld Mat
Exxon Mobil	2.019	8/16/2024	Corp	AA-	Aa2	30231GBC5	10,000,000	10,000,000	10,248,800	75,713	2.019
U.S. Treasury Note	1.875	8/31/2024	Tsy	AA+	Aaa	9128282U3	70,000,000	71,520,313	71,796,200	445,960	1.423
U.S. Treasury Note	1.875	8/31/2024	Tsy	AA+	Aaa	9128282U3	40,000,000	40,589,063	41,026,400	254,834	1.557
Coca Cola	1.750	9/6/2024	Corp	A+	A1	191216CL2	10,000,000	9,981,900	10,191,800	55,903	1.788
Apple	1.800	9/11/2024	Corp	AA+	Aaa	037833DM9	10,000,000	9,977,200	10,220,800	55,000	1.848
Apple	1.800	9/11/2024	Corp	AA+	Aaa	037833DM9	10,000,000	10,356,600	10,220,800	55,000	0.621
Chase Credit Card ABS	2.160	9/15/2024	ABS	AAA	NR	161571FQ2	15,000,000	15,098,438	15,181,650	14,400	1.868
U.S. Treasury Note	0.375	9/15/2024	Tsy	AA+	Aaa	91282CCX7	40,000,000	39,823,438	39,443,600	44,751	0.526
IADB Note	0.500	9/23/2024	Supra	AAA	Aaa	4581X0DZ8	20,000,000	19,985,200	19,735,000	27,222	0.525
U.S. Treasury Note	2.125	9/30/2024	Tsy	AA+	Aaa	9128282Y5	75,000,000	76,989,258	77,466,750	407,194	1.571
U.S. Treasury Note	1.500	9/30/2024	Tsy	AA+	Aaa	912828YH7	25,000,000	24,939,453	25,400,500	95,810	1.551
U.S. Treasury Note	2.125	9/30/2024	Tsy	AA+	Aaa	9128282Y5	50,000,000	51,279,297	51,644,500	271,463	1.581
Toyota	2.000	10/7/2024	Corp	A+	A1	89236TGL3	10,000,000	9,991,000	10,236,100	46,667	2.019
FNMA Note	1.625	10/15/2024	Agy	AA+	Aaa	3135G0W66	10,000,000	9,982,900	10,188,200	34,306	1.661
FNMA Note	1.625	10/15/2024	Agy	AA+	Aaa	3135G0W66	20,000,000	19,965,800	20,376,400	68,611	1.661
IFC Note	1.375	10/16/2024	Supra	AAA	Aaa	45950KCR9	10,000,000	9,970,700	10,101,500	28,646	1.436
Goldman Sachs	0.925	10/21/2024	Corp	BBB+	A2	38141GYL2	15,000,000	15,017,505	14,937,150	26,979	0.885
U.S. Treasury Note	1.500	10/31/2024	Tsy	AA+	Aaa	912828YM6	75,000,000	74,540,039	76,192,500	192,680	1.630
Caterpillar	2.150	11/8/2024	Corp	A	A2	14913Q3B3	10,000,000	9,990,600	10,292,200	31,653	2.170
U.S. Treasury Note	1.500	11/30/2024	Tsy	AA+	Aaa	912828YV6	100,000,000	99,414,063	101,598,000	131,868	1.623
Truist Bank	2.150	12/6/2024	Corp	A	A2	07330NAT2	10,000,000	9,983,000	10,304,700	14,931	2.186
U.S. Treasury Note	1.750	12/31/2024	Tsy	AA+	Aaa	912828YY0	120,000,000	120,342,188	122,770,800	5,801	1.690
FNMA Note	1.625	1/7/2025	Agy	AA+	Aaa	3135G0X24	35,000,000	34,888,350	35,639,450	274,896	1.692
Chase Credit Card ABS	1.530	1/15/2025	ABS	AAA	NR	161571HP2	20,500,000	20,495,303	20,696,390	13,940	1.545
US Bank	2.050	1/21/2025	Corp	AA-	A1	90331HPL1	15,000,000	14,968,050	15,346,800	136,667	2.095
U.S. Treasury Note	1.375	1/31/2025	Tsy	AA+	Aaa	912828Z52	25,000,000	24,940,430	25,292,000	143,852	1.425
U.S. Treasury Note	1.375	1/31/2025	Tsy	AA+	Aaa	912828Z52	50,000,000	50,984,375	50,584,000	287,704	0.964
U.S. Treasury Note	1.375	1/31/2025	Tsy	AA+	Aaa	912828Z52	40,000,000	41,970,313	40,467,200	230,163	0.329
Adobe	1.900	2/1/2025	Corp	A+	A2	00724PAB5	5,000,000	4,989,350	5,121,400	39,583	1.945
FHLMC Note	1.500	2/12/2025	Agy	AA+	Aaa	3137EAEP0	15,000,000	14,988,450	15,219,600	86,875	1.516
Toyota	1.800	2/13/2025	Corp	A+	A1	89236TGT6	10,000,000	9,993,300	10,153,700	69,000	1.814
WW Grainger	1.850	2/15/2025	Corp	A+	A3	384802AE4	5,000,000	4,986,100	5,095,250	34,944	1.909
JPMorgan Chase & Co	0.563	2/16/2025	Corp	A-	A2	46647PBY1	12,500,000	12,500,000	12,321,125	26,391	0.563
U.S. Treasury Note	1.125	2/28/2025	Tsy	AA+	Aaa	912828ZC7	80,000,000	82,993,750	80,306,400	305,801	0.356
IBRD Note	0.750	3/11/2025	Supra	AAA	Aaa	459058JA2	20,000,000	19,885,800	19,797,000	45,833	0.867
Texas Instrument	1.375	3/12/2025	Corp	A+	Aa3	882508BH6	10,000,000	9,985,100	10,045,500	41,632	1.406

*MV w/o Accrued includes the Bank of New York Mellon accrued interest for treasury bills, discount notes, and commercial paper. Original Cost does not include accrued interest.

Portfolio: Reserve 9218-2 (Cont.)

Issuer	Coupon	Maturity	Type	S&P	Moody's	CUSIP	Par Value	Original Cost	MV w/o Accrued*	Accr Income	Yld Mat
U.S. Treasury Note	0.500	3/31/2025	Tsy	AA+	Aaa	912828ZF0	100,000,000	101,203,125	98,371,000	127,747	0.236
FNMA Note	0.625	4/22/2025	Agy	AA+	Aaa	3135G03U5	20,000,000	19,958,800	19,727,800	23,958	0.667
Bank of America Corp	0.976	4/22/2025	Corp	A-	A2	06051GJR1	15,000,000	15,000,000	14,882,550	28,060	0.976
Citigroup	0.981	5/1/2025	Corp	BBB+	A3	172967MX6	10,000,000	10,000,000	9,923,000	16,350	0.981
Philip Morris	1.500	5/1/2025	Corp	A	A2	718172CN7	5,000,000	4,975,600	5,006,750	12,500	1.602
Apple	1.125	5/11/2025	Corp	AA+	Aaa	037833DT4	5,000,000	4,991,050	4,986,450	7,813	1.162
TVA Note	0.750	5/15/2025	Agy	AA+	Aaa	880591EW8	10,000,000	9,970,600	9,878,900	9,583	0.810
U.S. Treasury Note	2.125	5/15/2025	Tsy	AA+	Aaa	912828XB1	30,000,000	30,775,106	31,064,100	82,769	1.605
U.S. Treasury Note	2.125	5/15/2025	Tsy	AA+	Aaa	912828XB1	45,000,000	46,126,555	46,596,150	124,154	1.606
Morgan Stanley	0.790	5/30/2025	Corp	BBB+	A1	61747YEA9	12,000,000	12,000,000	11,845,440	8,163	0.705
JPMorgan Chase & Co	0.824	6/1/2025	Corp	A-	A2	46647PCH7	10,000,000	10,000,000	9,885,100	6,867	0.824
Amazon	0.800	6/3/2025	Corp	AA	A1	023135BQ8	10,000,000	9,996,100	9,889,400	6,222	0.808
Chevron	0.687	8/12/2025	Corp	AA-	Aa2	166756AE6	10,000,000	10,000,000	9,786,700	26,526	0.687
U.S. Treasury Note	2.000	8/15/2025	Tsy	AA+	Aaa	912828K74	60,000,000	61,096,573	61,903,200	453,261	1.620
U.S. Treasury Note	2.000	8/15/2025	Tsy	AA+	Aaa	912828K74	30,000,000	30,539,934	30,951,600	226,630	1.621
U.S. Treasury Note	2.000	8/15/2025	Tsy	AA+	Aaa	912828K74	5,000,000	5,147,532	5,158,600	37,772	1.382
U.S. Treasury Note	2.000	8/15/2025	Tsy	AA+	Aaa	912828K74	30,000,000	32,274,623	30,951,600	226,630	0.451
Apple	0.550	8/20/2025	Corp	AA+	Aaa	037833DX5	15,000,000	14,964,600	14,597,700	30,021	0.598
Morgan Stanley	0.864	10/21/2025	Corp	BBB+	A1	6174468R3	10,000,000	10,000,000	9,860,000	16,800	0.864
Morgan Stanley	1.164	10/21/2025	Corp	BBB+	A1	61747YEG6	10,000,000	10,000,000	9,923,200	23,280	1.162
IBRD Note	0.500	10/28/2025	Supra	AAA	Aaa	459058JL8	25,000,000	24,971,750	24,365,500	21,875	0.523
Procter & Gamble	0.550	10/29/2025	Corp	AA-	Aa3	742718FL8	15,000,000	14,975,700	14,641,050	14,208	0.583
Bristol-Myers Squibb	0.750	11/13/2025	Corp	A+	A2	110122DN5	10,000,000	9,983,800	9,742,700	10,000	0.783
Natl Securities Clearing	0.750	12/7/2025	Corp	AA+	Aaa	637639AE5	15,000,000	14,951,550	14,606,400	7,500	0.816
Toyota ABS	0.430	1/15/2026	ABS	AAA	Aaa	89239BAC5	14,000,000	13,998,884	13,848,303	2,676	0.434
Honda ABS	0.880	1/21/2026	ABS	NR	Aaa	43815GAC3	8,000,000	7,998,314	7,980,720	1,956	0.892
Bank of New York Mellon	0.750	1/28/2026	Corp	A	A1	06406RAQ0	20,000,000	19,957,000	19,435,600	63,750	0.794
Apple	0.700	2/8/2026	Corp	AA+	Aaa	037833EB2	20,000,000	19,955,000	19,602,000	55,611	0.746
U.S. Treasury Note	1.625	2/15/2026	Tsy	AA+	Aaa	912828P46	70,000,000	74,364,953	71,236,200	429,654	0.414
U.S. Treasury Note	1.625	2/15/2026	Tsy	AA+	Aaa	912828P46	30,000,000	31,840,220	30,529,800	184,137	0.414
U.S. Treasury Note	1.625	2/15/2026	Tsy	AA+	Aaa	912828P46	25,000,000	26,419,372	25,441,500	153,448	0.485
U.S. Treasury Note	1.625	2/15/2026	Tsy	AA+	Aaa	912828P46	25,000,000	26,468,262	25,441,500	153,448	0.447
U.S. Treasury Note	1.625	2/15/2026	Tsy	AA+	Aaa	912828P46	25,000,000	26,469,461	25,441,500	153,448	0.446
Caterpillar	0.900	3/2/2026	Corp	A	A2	14913R2K2	25,000,000	24,942,750	24,418,500	74,375	0.946
U.S. Treasury Note	0.750	3/31/2026	Tsy	AA+	Aaa	91282CBT7	30,000,000	29,689,453	29,445,600	57,486	0.963
Toyota ABS	0.710	4/15/2026	ABS	AAA	NR	89238JAC9	7,000,000	6,999,851	6,956,950	2,209	0.712

*MV w/o Accrued includes the Bank of New York Mellon accrued interest for treasury bills, discount notes, and commercial paper. Original Cost does not include accrued interest.

Portfolio: Reserve 9218-2 (Cont.)

Issuer	Coupon	Maturity	Type	S&P	Moody's	CUSIP	Par Value	Original Cost	MV w/o Accrued*	Accr Income	Yld Mat
U.S. Treasury Note	0.750	4/30/2026	Tsy	AA+	Aaa	91282CBW0	60,000,000	59,683,594	58,842,000	77,072	0.858
Amazon	1.000	5/12/2026	Corp	AA	A1	023135BX3	20,000,000	19,913,600	19,814,600	27,222	1.089
Charles Schwab	1.150	5/13/2026	Corp	A	A2	808513BR5	25,000,000	24,942,000	24,676,750	38,333	1.198
UnitedHealth Group	1.150	5/15/2026	Corp	A+	A3	91324PEC2	10,000,000	9,982,600	9,897,400	14,694	1.186
U.S. Treasury Note	0.750	5/31/2026	Tsy	AA+	Aaa	91282CCF6	30,000,000	29,928,516	29,400,000	19,780	0.799
U.S. Treasury Note	0.750	5/31/2026	Tsy	AA+	Aaa	91282CCF6	30,000,000	29,916,797	29,400,000	19,780	0.807
U.S. Treasury Note	2.125	5/31/2026	Tsy	AA+	Aaa	9128286X3	50,000,000	51,146,013	51,961,000	93,407	1.668
U.S. Treasury Note	2.125	5/31/2026	Tsy	AA+	Aaa	9128286X3	35,000,000	35,775,887	36,372,700	65,385	1.668
U.S. Treasury Note	2.125	5/31/2026	Tsy	AA+	Aaa	9128286X3	5,000,000	5,109,170	5,196,100	9,341	1.669
U.S. Treasury Note	2.125	5/31/2026	Tsy	AA+	Aaa	9128286X3	31,000,000	33,566,440	32,215,820	57,912	0.451
Mercedes ABS	0.460	6/15/2026	ABS	AAA	Aaa	58772WAC7	13,500,000	13,498,234	13,343,265	2,760	0.466
GM ABS	0.480	6/16/2026	ABS	AAA	NR	380140AC7	10,000,000	9,999,382	9,894,100	2,000	0.483
John Deere	1.050	6/17/2026	Corp	A	A2	24422EVR7	10,000,000	9,983,500	9,833,200	4,083	1.084
Toyota	1.125	6/18/2026	Corp	A+	A1	89236TJK2	10,000,000	9,995,600	9,853,800	4,063	1.134
Toyota	1.125	6/18/2026	Corp	A+	A1	89236TJK2	12,000,000	11,973,360	11,824,560	4,875	1.173
U.S. Treasury Note	0.875	6/30/2026	Tsy	AA+	Aaa	91282CCJ8	30,000,000	30,002,344	29,540,700	725	0.873
Capital One Credit Card ABS	0.550	7/15/2026	ABS	AAA	NR	14041NFW6	23,500,000	23,499,048	23,154,785	5,744	0.552
U.S. Treasury Note	0.625	7/31/2026	Tsy	AA+	Aaa	91282CCP4	20,000,000	19,897,656	19,458,600	52,310	0.730
BMW	1.250	8/12/2026	Corp	A	A2	05565EBW4	5,000,000	4,989,150	4,923,050	24,132	1.295
PNC Financial	1.150	8/13/2026	Corp	A-	A3	693475BB0	15,000,000	14,971,650	14,796,600	66,125	1.189
U.S. Treasury Note	0.750	8/31/2026	Tsy	AA+	Aaa	91282CCW9	35,000,000	34,965,820	34,237,000	89,192	0.770
U.S. Treasury Note	1.375	8/31/2026	Tsy	AA+	Aaa	91282YD6	20,000,000	20,771,103	20,128,200	93,439	0.604
U.S. Treasury Note	1.375	8/31/2026	Tsy	AA+	Aaa	91282YD6	35,000,000	36,691,986	35,224,350	163,519	0.414
U.S. Treasury Note	1.375	8/31/2026	Tsy	AA+	Aaa	91282YD6	20,000,000	20,980,276	20,128,200	93,439	0.401
U.S. Treasury Note	1.375	8/31/2026	Tsy	AA+	Aaa	91282YD6	25,000,000	26,319,751	25,160,250	116,799	0.328
U.S. Treasury Note	1.375	8/31/2026	Tsy	AA+	Aaa	91282YD6	35,000,000	36,815,830	35,224,350	163,519	0.328
American Honda	1.300	9/9/2026	Corp	A-	A3	02665WDZ1	10,000,000	9,992,300	9,883,100	40,444	1.316
Caterpillar	1.150	9/14/2026	Corp	A	A2	14913R2Q9	10,000,000	9,982,600	9,856,000	34,181	1.186
Texas Instrument	1.125	9/15/2026	Corp	A+	Aa3	882508BK9	10,000,000	10,000,000	9,909,300	33,125	1.125
FNMA Note	1.875	9/24/2026	Agy	AA+	Aaa	3135G0Q22	30,000,000	31,710,315	30,834,300	151,563	0.709
U.S. Treasury Note	0.875	9/30/2026	Tsy	AA+	Aaa	91282CCZ2	25,000,000	24,849,609	24,569,250	55,889	0.999
John Deere	1.300	10/13/2026	Corp	A	A2	24422EVW6	10,000,000	9,980,700	9,905,000	28,167	1.340
American Express	1.650	11/4/2026	Corp	BBB+	A3	025816CM9	17,000,000	16,973,140	17,042,330	44,413	1.683
Public Storage	1.500	11/9/2026	Corp	A	A2	74460DAG4	5,000,000	4,992,350	4,990,700	10,833	1.532
American Express Credit Card ABS	0.900	11/16/2026	ABS	NR	Aaa	02582JJR2	18,000,000	17,997,188	17,857,440	7,200	0.908
Capital One Credit Card ABS	1.040	11/16/2026	ABS	AAA	NR	14041NIFY2	15,000,000	14,997,933	14,936,700	13,433	0.369

*MV w/o Accrued includes the Bank of New York Mellon accrued interest for treasury bills, discount notes, and commercial paper. Original Cost does not include accrued interest.

Portfolio: Reserve 9218-2 (Cont.)

Issuer	Coupon	Maturity	Type	S&P	Moody's	CUSIP	Par Value	Original Cost	MV w/o Accrued*	Accr Income	Yld Mat
U.S. Treasury Note	1.250	11/30/2026	Tsy	AA+	Aaa	91282CDK4	40,000,000	40,181,250	40,000,000	43,956	1.156
U.S. Treasury Note	1.625	11/30/2026	Tsy	AA+	Aaa	912828YU8	25,000,000	26,242,881	25,442,500	35,714	0.630
U.S. Treasury Note	1.625	11/30/2026	Tsy	AA+	Aaa	912828YU8	15,000,000	15,960,426	15,265,500	21,429	0.354
U.S. Treasury Note	1.625	11/30/2026	Tsy	AA+	Aaa	912828YU8	35,000,000	37,202,399	35,619,500	50,000	0.354
U.S. Treasury Note	1.625	11/30/2026	Tsy	AA+	Aaa	912828YU8	45,000,000	47,428,660	45,796,500	64,286	0.530
U.S. Treasury Note	1.750	12/31/2026	Tsy	AA+	Aaa	912828YX2	50,000,000	50,135,112	51,207,000	2,417	1.693
Total		2.794					5,534,835,077	5,585,489,241	5,624,578,608	22,618,004	1.601

Portfolio: Extended Reserve 9218-5

Date: 12/31/21

Issuer	Coupon	Maturity	Type	S&P	Moody's	CUSIP	Par Value	Original Cost	MV w/o Accrued*	Accr Income	Yld Mat
Bk of New York Mellon - Sweep	0.010	1/3/2022	MMF	AAAm	Aaa-mf		2,131,250	2,131,250	2,131,250	0	0.010
U.S. Treasury Note	1.750	12/31/2026	Tsy	AA+	Aaa	912828YX2	25,000,000	25,093,750	25,603,500	1,209	1.692
U.S. Treasury Note	1.750	12/31/2026	Tsy	AA+	Aaa	912828YX2	15,000,000	15,299,414	15,362,100	725	1.445
U.S. Treasury Note	1.500	1/31/2027	Tsy	AA+	Aaa	912828Z78	15,000,000	15,925,195	15,176,400	94,158	0.565
U.S. Treasury Note	1.500	1/31/2027	Tsy	AA+	Aaa	912828Z78	75,000,000	80,121,094	75,882,000	470,788	0.420
U.S. Treasury Note	1.500	1/31/2027	Tsy	AA+	Aaa	912828Z78	100,000,000	102,750,000	101,176,000	627,717	1.002
U.S. Treasury Note	2.250	2/15/2027	Tsy	AA+	Aaa	912828V98	75,000,000	77,783,203	78,618,000	637,398	1.690
U.S. Treasury Note	1.125	2/28/2027	Tsy	AA+	Aaa	912828ZB9	85,000,000	88,409,961	84,402,450	324,914	0.533
U.S. Treasury Note	1.125	2/28/2027	Tsy	AA+	Aaa	912828ZB9	10,000,000	10,359,766	9,929,700	38,225	0.590
U.S. Treasury Note	1.125	2/28/2027	Tsy	AA+	Aaa	912828ZB9	10,000,000	10,428,516	9,929,700	38,225	0.490
U.S. Treasury Note	1.125	2/28/2027	Tsy	AA+	Aaa	912828ZB9	75,000,000	75,439,453	74,472,750	286,689	1.020
U.S. Treasury Note	1.125	2/28/2027	Tsy	AA+	Aaa	912828ZB9	20,000,000	20,273,438	19,859,400	76,450	0.868
U.S. Treasury Note	0.625	3/31/2027	Tsy	AA+	Aaa	912828ZE3	50,000,000	50,488,281	48,365,500	79,842	0.481
U.S. Treasury Note	0.500	5/31/2027	Tsy	AA+	Aaa	912828ZS2	40,000,000	39,979,688	38,329,600	17,582	0.507
FFCB Note	0.760	6/24/2027	Agy	AA+	Aaa	3133ELN91	31,750,000	31,836,360	30,732,413	4,692	0.720
U.S. Treasury Note	0.500	6/30/2027	Tsy	AA+	Aaa	912828ZV5	25,000,000	25,029,297	23,940,500	345	0.483
U.S. Treasury Note	0.500	6/30/2027	Tsy	AA+	Aaa	912828ZV5	15,000,000	14,983,008	14,364,300	207	0.517
U.S. Treasury Note	0.500	6/30/2027	Tsy	AA+	Aaa	912828ZV5	50,000,000	50,367,188	47,881,000	691	0.392
U.S. Treasury Note	0.500	6/30/2027	Tsy	AA+	Aaa	912828ZV5	35,000,000	35,136,719	33,516,700	483	0.441
U.S. Treasury Note	0.500	8/31/2027	Tsy	AA+	Aaa	91282CAH4	25,000,000	25,061,523	23,873,000	42,472	0.464
U.S. Treasury Note	0.500	8/31/2027	Tsy	AA+	Aaa	91282CAH4	55,000,000	55,103,125	52,520,600	93,439	0.472
U.S. Treasury Note	0.500	8/31/2027	Tsy	AA+	Aaa	91282CAH4	35,000,000	35,098,438	33,422,200	59,461	0.459
U.S. Treasury Note	0.750	1/31/2028	Tsy	AA+	Aaa	91282CBJ9	65,000,000	64,954,297	62,646,350	204,008	0.760

*MV w/o Accrued includes the Bank of New York Mellon accrued interest for treasury bills, discount notes, and commercial paper. Original Cost does not include accrued interest.

Portfolio: Extended Reserve 9218-5 (Cont.)

Issuer	Coupon	Maturity	Type	S&P	Moody's	CUSIP	Par Value	Original Cost	MV w/o Accrued*	Accr Income	Yld Mat
U.S. Treasury Note	0.750	1/31/2028	Tsy	AA+	Aaa	91282CBJ9	10,000,000	9,846,094	9,637,900	31,386	0.980
U.S. Treasury Note	1.250	3/31/2028	Tsy	AA+	Aaa	91282CBS9	150,000,000	148,628,906	148,786,500	479,052	1.388
U.S. Treasury Note	1.250	4/30/2028	Tsy	AA+	Aaa	91282CBZ3	100,000,000	99,554,688	99,172,000	214,088	1.317
U.S. Treasury Note	1.250	4/30/2028	Tsy	AA+	Aaa	91282CBZ3	50,000,000	50,218,750	49,586,000	107,044	1.183
FFCB Note	1.000	5/22/2028	Agy	AA+	Aaa	3133ELZX5	17,200,000	17,212,040	16,718,228	18,633	0.991
U.S. Treasury Note	1.250	6/30/2028	Tsy	AA+	Aaa	91282CCH2	100,000,000	100,257,813	99,059,000	3,453	1.211
U.S. Treasury Note	1.250	6/30/2028	Tsy	AA+	Aaa	91282CCH2	65,000,000	66,142,578	64,388,350	2,244	0.986
FFCB Note	0.820	7/14/2028	Agy	AA+	Aaa	3133ELU44	12,000,000	12,013,272	11,514,360	45,647	0.806
U.S. Treasury Note	1.125	8/31/2028	Tsy	AA+	Aaa	91282CCV1	90,000,000	90,333,984	88,333,200	344,026	1.070
U.S. Treasury Note	1.250	9/30/2028	Tsy	AA+	Aaa	91282CCY5	34,000,000	33,802,109	33,629,400	108,585	1.337
U.S. Treasury Note	1.375	10/31/2028	Tsy	AA+	Aaa	91282CDF5	50,000,000	49,691,406	49,844,000	117,749	1.468
U.S. Treasury Note	1.500	11/30/2028	Tsy	AA+	Aaa	91282CDL2	45,000,000	45,305,859	45,217,800	59,341	1.398
U.S. Treasury Note	1.500	11/30/2028	Tsy	AA+	Aaa	91282CDL2	75,000,000	75,231,445	75,363,000	98,901	1.453
FFCB Note	1.000	7/9/2029	Agy	AA+	Aaa	3133ELS96	10,000,000	9,990,550	9,636,400	47,778	1.011
U.S. Treasury Note	1.625	8/15/2029	Tsy	AA+	Aaa	912828YB0	75,000,000	80,405,273	76,157,250	460,343	0.775
U.S. Treasury Note	1.625	8/15/2029	Tsy	AA+	Aaa	912828YB0	10,000,000	10,751,953	10,154,300	61,379	0.738
U.S. Treasury Note	1.625	8/15/2029	Tsy	AA+	Aaa	912828YB0	75,000,000	76,218,750	76,157,250	460,343	1.414
U.S. Treasury Note	1.750	11/15/2029	Tsy	AA+	Aaa	912828YS3	88,000,000	87,814,375	90,286,240	199,945	1.773
U.S. Treasury Note	1.750	11/15/2029	Tsy	AA+	Aaa	912828YS3	31,000,000	33,591,406	31,805,380	70,435	0.790
U.S. Treasury Note	1.750	11/15/2029	Tsy	AA+	Aaa	912828YS3	50,000,000	51,238,281	51,299,000	113,605	1.438
U.S. Treasury Note	1.750	11/15/2029	Tsy	AA+	Aaa	912828YS3	30,000,000	31,539,844	30,779,400	68,163	1.100
U.S. Treasury Note	1.500	2/15/2030	Tsy	AA+	Aaa	912828Z94	1,000,000	1,048,203	1,006,130	5,666	0.990
U.S. Treasury Note	1.500	2/15/2030	Tsy	AA+	Aaa	912828Z94	5,000,000	5,388,672	5,030,650	28,329	0.684
U.S. Treasury Note	1.500	2/15/2030	Tsy	AA+	Aaa	912828Z94	4,000,000	4,343,438	4,024,520	22,663	0.602
U.S. Treasury Note	1.500	2/15/2030	Tsy	AA+	Aaa	912828Z94	15,000,000	16,081,641	15,091,950	84,986	0.738
U.S. Treasury Note	1.500	2/15/2030	Tsy	AA+	Aaa	912828Z94	9,000,000	9,738,281	9,055,170	50,992	0.638
U.S. Treasury Note	1.500	2/15/2030	Tsy	AA+	Aaa	912828Z94	11,000,000	11,959,922	11,067,430	62,323	0.582
U.S. Treasury Note	1.500	2/15/2030	Tsy	AA+	Aaa	912828Z94	10,000,000	10,734,766	10,061,300	56,658	0.720
U.S. Treasury Note	1.500	2/15/2030	Tsy	AA+	Aaa	912828Z94	10,000,000	10,442,969	10,061,300	56,658	0.986
U.S. Treasury Note	1.500	2/15/2030	Tsy	AA+	Aaa	912828Z94	65,000,000	65,076,172	65,398,450	368,274	1.486
U.S. Treasury Note	1.500	2/15/2030	Tsy	AA+	Aaa	912828Z94	20,000,000	20,228,906	20,122,600	113,315	1.359
FFCB Note	1.300	5/13/2030	Agy	AA+	Aaa	3133ELYY4	15,000,000	15,012,240	14,686,650	26,000	1.291
U.S. Treasury Note	0.625	5/15/2030	Tsy	AA+	Aaa	912828ZQ6	20,000,000	19,935,938	18,719,600	16,229	0.658
U.S. Treasury Note	0.625	5/15/2030	Tsy	AA+	Aaa	912828ZQ6	5,000,000	4,883,203	4,679,900	4,057	0.871
U.S. Treasury Note	0.625	5/15/2030	Tsy	AA+	Aaa	912828ZQ6	10,000,000	9,976,953	9,359,800	8,115	0.649
U.S. Treasury Note	0.625	5/15/2030	Tsy	AA+	Aaa	912828ZQ6	12,000,000	11,935,313	11,231,760	9,738	0.682

*MV w/o Accrued includes the Bank of New York Mellon accrued interest for treasury bills, discount notes, and commercial paper. Original Cost does not include accrued interest.

Portfolio: Extended Reserve 9218-5 (Cont.)

Issuer	Coupon	Maturity	Type	S&P	Moody's	CUSIP	Par Value	Original Cost	MV w/o Accrued*	Accr Income	Yld Mat
FNMA Note	0.875	8/5/2030	Agy	AA+	Aaa	3135G05Q2	10,000,000	9,924,800	9,437,300	35,486	0.954
FNMA Note	0.875	8/5/2030	Agy	AA+	Aaa	3135G05Q2	10,000,000	9,924,800	9,437,300	35,486	0.954
FNMA Note	0.875	8/5/2030	Agy	AA+	Aaa	3135G05Q2	20,000,000	19,783,800	18,874,600	70,972	0.989
U.S. Treasury Note	0.625	8/15/2030	Tsy	AA+	Aaa	91282CAE1	18,000,000	17,875,547	16,804,620	42,493	0.697
U.S. Treasury Note	0.625	8/15/2030	Tsy	AA+	Aaa	91282CAE1	5,000,000	4,968,359	4,667,950	11,804	0.691
U.S. Treasury Note	0.625	8/15/2030	Tsy	AA+	Aaa	91282CAE1	16,000,000	15,919,375	14,937,440	37,772	0.677
U.S. Treasury Note	0.625	8/15/2030	Tsy	AA+	Aaa	91282CAE1	20,000,000	19,889,063	18,671,800	47,215	0.683
U.S. Treasury Note	0.875	11/15/2030	Tsy	AA+	Aaa	91282CAV3	50,000,000	50,136,719	47,590,000	56,802	0.846
U.S. Treasury Note	0.875	11/15/2030	Tsy	AA+	Aaa	91282CAV3	21,000,000	20,922,070	19,987,800	23,857	0.914
U.S. Treasury Note	1.125	2/15/2031	Tsy	AA+	Aaa	91282CBL4	61,000,000	58,950,781	59,267,600	259,209	1.489
U.S. Treasury Note	1.125	2/15/2031	Tsy	AA+	Aaa	91282CBL4	15,000,000	14,194,922	14,574,000	63,740	1.718
U.S. Treasury Note	1.125	2/15/2031	Tsy	AA+	Aaa	91282CBL4	5,000,000	4,772,461	4,858,000	21,247	1.630
U.S. Treasury Note	1.625	5/15/2031	Tsy	AA+	Aaa	91282CCB5	65,000,000	64,824,805	65,893,750	137,137	1.654
U.S. Treasury Note	1.625	5/15/2031	Tsy	AA+	Aaa	91282CCB5	25,000,000	25,079,102	25,343,750	52,745	1.590
U.S. Treasury Note	1.625	5/15/2031	Tsy	AA+	Aaa	91282CCB5	10,000,000	10,010,547	10,137,500	21,098	1.613
U.S. Treasury Note	1.625	5/15/2031	Tsy	AA+	Aaa	91282CCB5	15,000,000	15,545,508	15,206,250	31,647	1.229
U.S. Treasury Note	1.625	5/15/2031	Tsy	AA+	Aaa	91282CCB5	26,000,000	26,274,219	26,357,500	54,855	1.507
U.S. Treasury Note	1.625	5/15/2031	Tsy	AA+	Aaa	91282CCB5	10,000,000	10,101,172	10,137,500	21,098	1.509
U.S. Treasury Note	1.250	8/15/2031	Tsy	AA+	Aaa	91282CCS8	60,000,000	59,798,438	58,734,600	283,288	1.286
U.S. Treasury Note	1.250	8/15/2031	Tsy	AA+	Aaa	91282CCS8	50,000,000	48,566,406	48,945,500	236,073	1.567
FFCB Note	1.400	8/25/2031	Agy	AA+	Aaa	3133EM3H3	14,750,000	14,743,215	14,319,153	72,275	1.405
TVA Note	1.500	9/15/2031	Agy	AA+	Aaa	880591EX6	10,000,000	9,998,200	9,863,500	43,750	1.502
U.S. Treasury Note	1.375	11/15/2031	Tsy	AA+	Aaa	91282CDJ7	52,000,000	51,540,938	51,406,680	92,831	1.471
Total		6.972					2,901,831,250	2,932,374,199	2,874,711,673	8,878,747	1.099

Portfolio: Wastewater 208
Date: 12/31/21

Issuer	Coupon	Maturity	Type	S&P	Moody's	CUSIP	Par Value	Original Cost	MV w/o Accrued*	Accr Income	Yld Mat
Bk of New York Mellon - Sweep	0.010	1/3/2022	MMF	AAA-m	Aaa-mf		107,601	107,601	107,601	0	0.010
Canadian Imperial Bank	0.060	1/4/2022	CD	A-1	P-1	13606KAD8	24,906,000	24,906,000	24,906,000	1,038	0.061
Florida Power & Light	0.000	1/11/2022	CP	A-1	P-1	34108BAB1	11,923,000	11,921,907	11,922,545	0	0.103
Canadian Imperial Bank	0.100	1/11/2022	CD	A-1	P-1	13606KAT3	11,920,000	11,920,000	11,920,119	530	0.101
U.S. Treasury Bill	0.000	1/11/2022	Tsy	A-1+	P-1	912796Q69	9,357,000	9,356,938	9,357,000	0	0.013
Sumitomo Mitsui	0.000	1/18/2022	CP	A-1	P-1	86563HAJ9	5,400,000	5,399,811	5,399,773	0	0.062

*MV w/o Accrued includes the Bank of New York Mellon accrued interest for treasury bills, discount notes, and commercial paper. Original Cost does not include accrued interest.

Portfolio: Wastewater 208 (Cont.)

Issuer	Coupon	Maturity	Type	S&P	Moody's	CUSIP	Par Value	Original Cost	MV w/o Accrued*	Accr Income	Yld Mat
U.S. Treasury Bill	0.000	1/18/2022	Tsy	A-1+	P-1	912796Q77	25,213,000	25,212,563	25,212,748	0	0.023
U.S. Treasury Bill	0.000	1/18/2022	Tsy	A-1+	P-1	912796Q77	2,563,000	2,562,963	2,562,974	0	0.021
Sumitomo Mitsui	0.000	1/25/2022	CP	A-1	P-1	86563HAR1	14,500,000	14,499,098	14,499,064	0	0.082
U.S. Treasury Note	2.000	2/15/2022	Tsy	AA+	Aaa	912828SF8	6,258,000	6,053,148	6,272,206	47,275	2.459
Royal Bank of Canada	0.000	4/12/2022	CP	A-1+	P-1	78015DDC1	17,336,000	17,316,786	17,324,605	0	0.154
Toyota	0.000	5/9/2022	CP	A-1+	P-1	89233HE91	8,610,000	8,600,314	8,604,354	0	0.154
FHLB DN	0.000	5/20/2022	Agy	A-1+	P-1	313385XA9	5,603,000	5,600,444	5,600,030	0	0.046
Royal Bank of Canada	0.000	5/31/2022	CP	A-1+	P-1	78015DEX4	15,000,000	14,983,667	14,983,516	0	0.165
Societe Generale	0.000	6/1/2022	CP	A-1	P-1	83369CF17	14,315,000	14,299,926	14,298,379	0	0.175
Societe Generale	0.000	6/1/2022	CP	A-1	P-1	83369CF17	22,378,000	22,353,080	22,352,017	0	0.196
Sumitomo Mitsui	0.000	6/1/2022	CP	A-1	P-1	86563HF13	14,919,000	14,900,413	14,901,236	0	0.237
FHLB DN	0.000	6/1/2022	Agy	A-1+	P-1	313385XN1	5,019,000	5,018,314	5,015,085	0	0.021
Toronto Dominion	0.200	6/1/2022	CD	A-1+	P-1	89114WJW6	20,333,000	20,333,000	20,327,510	7,342	0.203
FHLB Note	0.250	6/3/2022	Agy	AA+	Aaa	3130AJPU7	16,555,000	16,557,367	16,563,443	3,219	0.243
U.S. Treasury Note	1.500	9/15/2022	Tsy	AA+	Aaa	912828YF1	12,852,000	13,212,960	12,962,013	57,514	0.146
U.S. Treasury Note	2.000	2/15/2023	Tsy	AA+	Aaa	912828UN8	5,512,000	5,275,156	5,607,192	41,640	2.549
U.S. Treasury Note	0.125	2/28/2023	Tsy	AA+	Aaa	91282CBN0	51,975,000	51,966,879	51,761,903	22,075	0.133
U.S. Treasury Note	1.500	3/31/2023	Tsy	AA+	Aaa	912828Q29	4,861,000	4,966,575	4,920,644	18,629	0.785
U.S. Treasury Note	0.125	9/15/2023	Tsy	AA+	Aaa	91282CAK7	13,511,000	13,473,000	13,388,590	5,039	0.269
U.S. Treasury Note	0.125	10/15/2023	Tsy	AA+	Aaa	91282CAP6	5,119,000	5,108,402	5,068,424	1,371	0.195
U.S. Treasury Note	0.125	1/15/2024	Tsy	AA+	Aaa	91282CBE0	10,615,000	10,592,609	10,482,737	6,130	0.198
U.S. Treasury Note	0.125	1/15/2024	Tsy	AA+	Aaa	91282CBE0	6,000	5,987	5,925	3	0.198
FNMA Note	2.625	9/6/2024	Agy	AA+	Aaa	3135G0ZR7	8,768,000	8,900,844	9,174,046	73,523	2.441
FNMA Note	2.625	9/6/2024	Agy	AA+	Aaa	3135G0ZR7	8,654,000	8,662,299	9,054,767	72,567	2.613
U.S. Treasury Note	2.000	2/15/2025	Tsy	AA+	Aaa	912828J27	14,700,000	14,949,785	15,145,557	111,049	1.792
U.S. Treasury Note	1.125	2/29/2028	Tsy	AA+	Aaa	91282CBP5	6,156,000	6,160,809	6,071,601	23,531	1.113
Total		0.831					394,944,601	395,178,646	395,773,605	492,477	0.406

Portfolio: LA MICLA 2016 STLIG 26U

Date: 12/31/21

Issuer	Coupon	Maturity	Type	S&P	Moody's	CUSIP	Par Value	Original Cost	MV w/o Accrued*	Accr Income	Yld Mat
Bk of New York Mellon - Sweep	0.010	1/3/2022	MMF	AAAm	Aaa-mf		120,814	120,814	120,814	1	0.010
Total		0.008					120,814	120,814	120,814	1	0.010

*MV w/o Accrued includes the Bank of New York Mellon accrued interest for treasury bills, discount notes, and commercial paper. Original Cost does not include accrued interest.

Portfolio: LA MICLA 2017 STLIG 26Y

Date: 12/31/21

Issuer	Coupon	Maturity	Type	S&P	Moody's	CUSIP	Par Value	Original Cost	MV w/o Accrued*	Accr Income	Yld Mat
Bk of New York Mellon - Sweep	0.010	1/3/2022	MMF	AAAm	Aaa-mf		4,456,227	4,456,227	4,456,227	28	0.010
Total		0.008					4,456,227	4,456,227	4,456,227	28	0.010

Portfolio: Batiquitos LT 72W

Date: 12/31/21

Issuer	Coupon	Maturity	Type	S&P	Moody's	CUSIP	Par Value	Original Cost	MV w/o Accrued*	Accr Income	Yld Mat
Bk of New York Mellon - Sweep	0.010	1/3/2022	MMF	AAAm	Aaa-mf		72,931	72,931	72,931	0	0.010
U.S. Treasury Note	0.750	3/31/2026	Tsy	AA+	Aaa	91282CBT7	286,000	285,084	280,715	548	0.816
FNMA Note	2.125	4/24/2026	Agy	AA+	Aaa	3135G0K36	6,342,000	6,025,369	6,578,303	25,082	2.732
FNMA Note	2.125	4/24/2026	Agy	AA+	Aaa	3135G0K36	70,000	67,642	72,608	277	2.546
FNMA Note	2.125	4/24/2026	Agy	AA+	Aaa	3135G0K36	71,000	68,672	73,645	281	2.557
FNMA Note	2.125	4/24/2026	Agy	AA+	Aaa	3135G0K36	74,000	68,751	76,757	293	3.135
FNMA Note	2.125	4/24/2026	Agy	AA+	Aaa	3135G0K36	75,000	69,725	77,795	297	3.187
FNMA Note	2.125	4/24/2026	Agy	AA+	Aaa	3135G0K36	72,000	70,128	74,683	285	2.533
Total		4.270					7,062,931	6,728,303	7,307,436	27,062	2.634

Portfolio: Harbor Emergency FD 751

Date: 12/31/21

Issuer	Coupon	Maturity	Type	S&P	Moody's	CUSIP	Par Value	Original Cost	MV w/o Accrued*	Accr Income	Yld Mat
Bk of New York Mellon - Sweep	0.010	1/3/2022	MMF	AAAm	Aaa-mf		817	817	817	0	0.010
Exxon Mobil	0.000	3/7/2022	CP	A-1+	P-1	30229BC70	3,162,000	3,160,791	3,161,409	0	0.082
U.S. Treasury Bill	0.000	6/2/2022	Tsy	A-1+	P-1	912796Q44	39,949,000	39,931,833	39,931,422	0	0.087
U.S. Treasury Bill	0.000	6/2/2022	Tsy	A-1+	P-1	912796Q44	7,554,000	7,550,071	7,550,676	0	0.110
Total		0.404					50,665,817	50,643,512	50,644,324	0	0.090

*MV w/o Accrued includes the Bank of New York Mellon accrued interest for treasury bills, discount notes, and commercial paper. Original Cost does not include accrued interest.

Portfolio: Harbor Foods Restoration 70L
Date: 12/31/21

Issuer	Coupon	Maturity	Type	S&P	Moody's	CUSIP	Par Value	Original Cost	MV w/o Accrued*	Accr Income	Yld Mat
Bk of New York Mellon - Sweep	0.010	1/3/2022	MMF	AAA	Aaa-mf		199	199	199	0	0.010
U.S. Treasury Bill	0.000	6/2/2022	Tsy	A-1+	P-1	912796Q44	597,000	596,692	596,737	0	0.109
Total		0.419					597,199	596,892	596,937	0	0.109

Portfolio: City of LA DWP PRB 2010C J7D
Date: 12/31/21

Issuer	Coupon	Maturity	Type	S&P	Moody's	CUSIP	Par Value	Original Cost	MV w/o Accrued*	Accr Income	Yld Mat
Bk of New York Mellon - Sweep	0.010	1/3/2022	MMF	AAA	Aaa-mf		2,514	2,514	2,514	2	0.010
U.S. Treasury Note	0.750	3/31/2026	Tsy	AA+	Aaa	91282CBT7	504,000	502,425	494,686	966	0.815
FNMA Note	2.125	4/24/2026	Agy	AA+	Aaa	3135G0K36	10,720,000	9,978,262	11,119,427	42,396	2.978
FNMA Note	2.125	4/24/2026	Agy	AA+	Aaa	3135G0K36	118,000	113,965	122,397	467	2.553
FNMA Note	2.125	4/24/2026	Agy	AA+	Aaa	3135G0K36	5,024,000	4,963,586	5,211,194	19,869	2.279
FNMA Note	2.125	4/24/2026	Agy	AA+	Aaa	3135G0K36	174,000	168,921	180,483	688	2.509
FNMA Note	2.125	4/24/2026	Agy	AA+	Aaa	3135G0K36	5,126,000	4,983,343	5,316,995	20,273	2.496
FNMA Note	2.125	4/24/2026	Agy	AA+	Aaa	3135G0K36	242,000	224,979	251,017	957	3.126
FNMA Note	2.125	4/24/2026	Agy	AA+	Aaa	3135G0K36	5,315,000	4,977,179	5,513,037	21,020	3.041
FNMA Note	2.125	4/24/2026	Agy	AA+	Aaa	3135G0K36	7,000	6,555	7,261	28	3.041
FNMA Note	2.125	4/24/2026	Agy	AA+	Aaa	3135G0K36	305,000	283,549	316,364	1,206	3.187
FNMA Note	2.125	4/24/2026	Agy	AA+	Aaa	3135G0K36	5,288,000	4,983,914	5,485,031	20,913	3.002
FNMA Note	2.125	4/24/2026	Agy	AA+	Aaa	3135G0K36	354,000	344,796	367,190	1,400	2.533
FNMA Note	2.125	4/24/2026	Agy	AA+	Aaa	3135G0K36	4,962,000	4,984,061	5,146,884	19,624	2.055
FNMA Note	1.875	9/24/2026	Agy	AA+	Aaa	3135G0Q22	5,300,000	5,300,954	5,447,393	26,776	1.872
FNMA Note	1.875	9/24/2026	Agy	AA+	Aaa	3135G0Q22	5,547,000	5,965,688	5,701,262	28,024	0.574
U.S. Treasury Note	1.125	2/28/2027	Tsy	AA+	Aaa	912828ZB9	4,940,000	4,990,365	4,905,272	18,883	0.941
U.S. Treasury Note	0.500	5/31/2027	Tsy	AA+	Aaa	912828ZS2	5,025,000	5,001,249	4,815,156	2,209	0.575
U.S. Treasury Note	0.500	5/31/2027	Tsy	AA+	Aaa	912828ZS2	5,672,000	5,432,491	5,435,137	2,493	1.304
Total		4.620					64,625,514	63,208,797	65,838,701	228,195	2.034

*MV w/o Accrued includes the Bank of New York Mellon accrued interest for treasury bills, discount notes, and commercial paper. Original Cost does not include accrued interest.

Portfolio: LA City MICLA19 ST LGT FIN 27F

Date: 12/31/21

Issuer	Coupon	Maturity	Type	S&P	Moody's	CUSIP	Par Value	Original Cost	MV w/o Accrued*	Accr Income	Yld Mat
Bk of New York Mellon - Sweep	0.010	1/3/2022	MMF	AAAm	Aaa-mf		10,037,749	10,037,749	10,037,749	61	0.010
Total		0.008					10,037,749	10,037,749	10,037,749	61	0.010

Portfolio: LA City MICLA20 STLGTS FIN 27J

Date: 12/31/21

Issuer	Coupon	Maturity	Type	S&P	Moody's	CUSIP	Par Value	Original Cost	MV w/o Accrued*	Accr Income	Yld Mat
Bk of New York Mellon - Sweep	0.010	1/3/2022	MMF	AAAm	Aaa-mf		422,559	422,559	422,559	3	0.010
U.S. Treasury Bill	0.000	1/6/2022	Tsy	A-1+	P-1	912796K65	2,605,000	2,604,772	2,605,000	0	0.051
U.S. Treasury Bill	0.000	1/6/2022	Tsy	A-1+	P-1	912796K65	2,220,000	2,219,862	2,220,000	0	0.047
U.S. Treasury Bill	0.000	1/27/2022	Tsy	A-1+	P-1	912796C31	1,760,000	1,759,553	1,759,965	0	0.042
Total		0.030					7,007,559	7,006,745	7,007,524	3	0.045

Portfolio: City of LA DWP PRB 2021C J8L

Date: 12/31/21

Issuer	Coupon	Maturity	Type	S&P	Moody's	CUSIP	Par Value	Original Cost	MV w/o Accrued*	Accr Income	Yld Mat
Bk of New York Mellon - Sweep	0.010	1/3/2022	MMF	AAAm	Aaa-mf		59	59	59	49	0.010
U.S. Treasury Bill	0.000	1/27/2022	Tsy	A-1+	P-1	912796C31	11,184,000	11,183,382	11,183,776	0	0.037
Koch Industries	0.000	1/31/2022	CP	A-1+	P-1	50000EAX2	38,000,000	37,994,300	37,996,695	0	0.093
Sumitomo Mitsui	0.000	1/31/2022	CP	A-1	P-1	86563HAX8	38,000,000	37,993,667	37,996,695	0	0.103
Total		0.084					87,184,059	87,171,407	87,177,225	49	0.090

*MV w/o Accrued includes the Bank of New York Mellon accrued interest for treasury bills, discount notes, and commercial paper. Original Cost does not include accrued interest.

MONTHLY TRANSACTIONS

Portfolio: Core 9218-1

Issuer	Side	Type	CUSIP	Trade Date	Settlement Date	Maturity Date	Par Value
Sumitomo Mistui	Buy	CP	86563HBA7	12/1/2021	12/1/2021	2/10/2022	62,000,000
Mizuho Bank	Buy	CP	60689GBP0	12/2/2021	12/2/2021	2/23/2022	85,000,000
Landesbank Baden-Wurtt	Buy	CP	5148X0Z32	12/2/2021	12/2/2021	12/3/2021	25,825,000
Mizuho Bank	Buy	CP	60689GBP0	12/6/2021	12/6/2021	2/23/2022	36,642,000
Landesbank Baden-Wurtt	Buy	CP	5148X0ZN8	12/7/2021	12/7/2021	12/22/2021	37,000,000
BNP Paribas	Buy	CP	09659BZ94	12/8/2021	12/8/2021	12/9/2021	15,000,000
Landesbank Baden-Wurtt	Buy	CP	5148X0ZU2	12/8/2021	12/8/2021	12/28/2021	15,513,000
Landesbank Baden-Wurtt	Buy	CP	5148X0ZN8	12/9/2021	12/9/2021	12/22/2021	33,852,000
BMW	Buy	CP	0556C2ZN6	12/10/2021	12/10/2021	12/22/2021	33,743,000
BNP Paribas	Buy	CP	09659BZE3	12/10/2021	12/10/2021	12/14/2021	70,000,000
Sumitomo Mistui	Buy	CP	86563HA67	12/14/2021	12/14/2021	1/6/2022	20,485,000
Canadian Imperial Bank	Buy	CD	13606KAS5	12/15/2021	12/15/2021	1/13/2022	43,000,000
BNP Paribas	Buy	CP	09659BZM5	12/16/2021	12/16/2021	12/21/2021	40,707,000
Prudential Funding	Buy	CP	74433HAS3	12/13/2021	12/13/2021	1/26/2022	24,739,000
ING	Buy	CP	4497W1CP9	12/20/2021	12/20/2021	3/23/2022	152,000,000
ING	Buy	CP	4497W1FP6	12/20/2021	12/20/2021	6/23/2022	250,000,000
Royal Bank of Canada	Buy	CP	78015DFP0	12/20/2021	12/20/2021	6/23/2022	200,000,000
Mizuho Bank	Buy	CP	60689GFP6	12/20/2021	12/20/2021	6/23/2022	150,000,000
Sumitomo Mistui	Buy	CP	86563HB17	12/21/2021	12/21/2021	2/1/2022	56,345,000
Mizuho Bank	Buy	CP	60689GFP6	12/22/2021	12/22/2021	6/23/2022	125,000,000
Toronto Dominion	Buy	CD	89114WNN1	12/22/2021	12/23/2021	4/6/2022	100,000,000
Sumitomo Mistui	Buy	CP	86563HC81	12/23/2021	12/23/2021	3/8/2022	39,175,000
BNP Paribas	Buy	CP	09659BZV5	12/27/2021	12/27/2021	12/29/2021	20,000,000
BNP Paribas	Buy	CP	09659BZU7	12/27/2021	12/27/2021	12/28/2021	20,000,000
Landesbank Baden-Wurtt	Buy	CP	5148X1B10	12/27/2021	12/27/2021	2/1/2022	60,320,000
Sumitomo Mistui	Buy	CP	86563HAC4	12/28/2021	12/28/2021	1/12/2022	11,000,000
Sumitomo Mistui	Buy	CP	86563HC16	12/29/2021	12/29/2021	3/1/2022	62,947,000
Canadian Imperial Bank	Buy	CD	13606KBA3	12/30/2021	12/30/2021	1/25/2022	50,000,000
Canadian Imperial Bank	Buy	CD	13606KBB1	12/30/2021	12/30/2021	1/11/2022	50,000,000
U.S. Treasury Bill	Buy	Tsy	912796P37	12/30/2021	12/30/2021	4/28/2022	50,000,000
U.S. Treasury Bill	Buy	Tsy	912796R43	12/30/2021	12/30/2021	6/23/2022	250,000,000
MUFG Union Bank	Transfer In	Corp	90520EAK7	12/30/2021	12/30/2021	12/9/2022	12,000,000
U.S. Treasury Note	Transfer In	Tsy	912828YW4	12/30/2021	12/30/2021	12/15/2022	50,000,000
U.S. Treasury Note	Transfer In	Tsy	912828N30	12/30/2021	12/30/2021	12/31/2022	60,000,000

Portfolio: Reserve 9218-2

Issuer	Side	Type	Cusip	Trade Date	Settlement Date	Maturity Date	Par Value
U.S. Treasury Note	Buy	Tsy	912828X70	12/30/2021	1/3/2022	4/30/2024	35,000,000
MUFG Union Bank	Transfer Out	Corp	90520EAK7	12/30/2021	12/30/2021	12/9/2022	12,000,000
U.S. Treasury Note	Transfer Out	Tsy	912828YW4	12/30/2021	12/30/2021	12/15/2022	50,000,000
U.S. Treasury Note	Transfer Out	Tsy	912828N30	12/30/2021	12/30/2021	12/31/2022	60,000,000
U.S. Treasury Note	Transfer In	Tsy	912828YX2	12/30/2021	12/30/2021	12/31/2026	50,000,000

Portfolio: Extended Reserve 9218-5

Issuer	Side	Type	Cusip	Trade Date	Settlement Date	Maturity Date	Par Value
U.S. Treasury Note	Buy	Tsy	91282CCB5	12/30/2021	1/3/2022	5/15/2031	10,000,000
U.S. Treasury Note	Buy	Tsy	91282CDL2	12/30/2021	1/3/2022	11/30/2028	75,000,000
U.S. Treasury Note	Transfer Out	Tsy	912828YX2	12/30/2021	12/30/2021	12/31/2026	50,000,000

Portfolio: Wastewater 208

Issuer	Side	Type	Cusip	Trade Date	Settlement Date	Maturity Date	Par Value
Canadian Imperial Bank	Buy	CD	13606KAD8	12/7/2021	12/7/2021	1/4/2022	24,906,000
Florida Power & Light	Buy	CP	34108BAB1	12/9/2021	12/9/2021	1/11/2022	11,923,000
Canadian Imperial Bank	Buy	CD	13606KAT3	12/16/2021	12/16/2021	1/11/2022	11,920,000
U.S. Treasury Bill	Buy	Tsy	912796Q77	12/21/2021	12/21/2021	1/18/2022	25,213,000
U.S. Treasury Bill	Buy	Tsy	912796Q69	12/23/2021	12/23/2021	1/11/2022	9,357,000
U.S. Treasury Bill	Buy	Tsy	912796Q77	12/23/2021	12/23/2021	1/18/2022	2,563,000
Sumitomo Mistui	Buy	CP	86563HAR1	12/28/2021	12/28/2021	1/25/2022	14,500,000
Sumitomo Mistui	Buy	CP	86563HAJ9	12/28/2021	12/28/2021	1/18/2022	5,400,000

Portfolio: Harbor Emergency FD 751

Issuer	Side	Type	Cusip	Trade Date	Settlement Date	Maturity Date	Par Value
U.S. Treasury Bill	Buy	Tsy	912796Q44	12/2/2021	12/2/2021	6/2/2022	39,949,000
U.S. Treasury Bill	Buy	Tsy	912796Q44	12/9/2021	12/9/2021	6/2/2022	7,554,000

Portfolio: Harbor Foods Restoration 70L

Issuer	Side	Type	Cusip	Trade Date	Settlement Date	Maturity Date	Par Value
U.S. Treasury Bill	Buy	Tsy	912796Q44	12/9/2021	12/9/2021	6/2/2022	597,000

Portfolio: DWP PRB 2021C J8L

Issuer	Side	Type	Cusip	Trade Date	Settlement Date	Maturity Date	Par Value
Sumitomo Mistui	Buy	CP	86563HAX8	12/2/2021	12/2/2021	1/31/2022	38,000,000
Koch Industries	Buy	CP	50000EAX2	12/2/2021	12/2/2021	1/31/2022	38,000,000
U.S. Treasury Bill	Buy	Tsy	912796C31	12/2/2021	12/2/2021	1/27/2022	11,184,000
U.S. Treasury Bill	Buy	Tsy	912796A90	12/2/2021	12/2/2021	12/30/2021	51,300,000
U.S. Treasury Bill	Buy	Tsy	912796A90	12/2/2021	12/2/2021	12/30/2021	250,000,000

Portfolio: DWP PRB 2010C J7D

Issuer	Side	Type	Cusip	Trade Date	Settlement Date	Maturity Date	Par Value
U.S. Treasury Note	Buy	Tsy	912828ZS2	12/15/2021	12/16/2021	5/31/2027	5,672,000

**CITY OF LOS ANGELES
OFFICE OF FINANCE
AUTHORIZED DEALERS AND ISSUERS**

PRIMARY DEALERS

1. AMHERST PIERPONT SECURITIES LLC
2. BANK OF NOVA SCOTIA, NEW YORK AGENCY
3. BARCLAYS CAPITAL INC
4. BMO CAPITAL MARKETS CORP
5. BNP PARIBAS SECURITIES CORP
6. BofA SECURITIES, INC
7. CANTOR FITZGERALD & CO
8. CITIGROUP GLOBAL MARKETS INC
9. CREDIT SUISSE SECURITIES (USA) LLC
10. DAIWA CAPITAL MARKETS AMERICA INC
11. DEUTSCHE BANK SECURITIES INC
12. HSBC SECURITIES (USA) INC

13. JEFFERIES LLC
14. JP MORGAN SECURITIES, INC
15. MIZUHO SECURITIES USA INC
16. MORGAN STANLEY & CO LLC
17. NATWEST MARKETS SECURITIES INC
18. NOMURA AMERICA FINANCE LLC
19. RBC CAPITAL MARKETS, LLC
20. SOCIETE GENERALE, NEW YORK BRANCH
21. TD SECURITIES (USA) LLC
22. UBS SECURITIES LLC

SECONDARY DEALERS

1. BNY MELLON CAPITAL MARKETS LLC
2. CIBC WORLD MARKETS CORP
3. LLOYDS SECURITIES, INC
4. LOOP CAPITAL
5. MARKETAXESS CORP
6. MESIROW FINANCIAL INC
7. MITSUBISHI UFJ SECURITIES (USA), INC
8. RAMIREZ AND CO
9. PIPER JAFFRAY CO
10. STIFEL, NICOLAUS & COMPANY, INC
11. SIEBERT WILLIAMS SHANK & CO
12. US BANCORP

COMMERCIAL PAPER ISSUERS*

1. 3M CO
2. AIR PRODUCTS & CHEMICALS INC
3. ALPHABET INC
4. AMAZON.COM INC
5. APPLE INC
6. ARCHER-DANIELS-MIDLAND CO
7. BANK OF NEW YORK CO INC
8. BANK OF NOVA SCOTIA NY
9. BANK OF TOKYO-MIT UFJ NY
10. BMW US CAPITAL LLC
11. BNP PARIBAS NEW YORK
12. BRISTOL-MYERS SQUIBB
13. CANADIAN IMPERIAL HOLDING
14. CARGILL INC
15. CBA (DE) FINANCE
16. CHARLES SCHWAB CORP
17. CHEVRON CORP
18. CHEVRON FUNDING CORP
19. CISCO SYSTEMS
20. COCA-COLA CO
21. COLGATE-PALMOLIVE CO
22. CUMMINS INC
23. DEERE & CO
24. ELI LILLY & CO
25. EMERSON ELECTRIC CO
26. ESTEE LAUDER
27. EXXON MOBIL CORP
28. FLORIDA POWER & LIGHT CO

29. GOOGLE INC
30. HARVARD UNIVERSITY
31. HERSHEY CO
32. HOME DEPOT INC
33. HONEYWELL INTERNATIONAL
34. HSBC USA INC
35. ING (US) FUNDING LLC
36. INTEL CORP
37. JOHNSON & JOHNSON
38. JP MORGAN SECURITIES, LLC
39. KOCH INDUSTRIES INC
40. KOMATSU FINANCE AMERICA
41. LANDESBANK BADEN-WURTT
42. L'OREAL USA INC
43. MASS MUTUAL LIFE INSURANCE CO
44. MERCK & CO INC
45. METLIFE FUNDING INC
46. MICROSOFT CORP
47. MIZUHO BANK LTD/NY
48. NATL AUSTRALIA FDG (DE)
49. NATL SECURITIES CLEARING CORP
50. NESTLE CAPITAL CORP
51. NETJETS INC
52. NIKE INC
53. PACCAR FINANCIAL CORP
54. PEPSICO INC
55. PFIZER INC
56. PHILIP MORRIS INTL INC

57. PNC BANK NA
58. PRAXAIR INC
59. PROCTER & GAMBLE CO
60. PRUDENTIAL FUNDING LLC
61. QUALCOM INC
62. RABOBANK USA FIN CORP
63. ROCHE HOLDINGS INC
64. ROYAL BANK OF CANADA NY
65. SIEMENS CAPITAL CO LLC
66. SOCIETE GENERALE N AMERICA INC
67. SOUTHERN CALIFORNIA GAS CO
68. STATE STREET CORP
69. SUMITOMO MITSUI TRUST NEW YORK
70. TARGET CORP
71. TEXAS INSTRUMENT
72. TORONTO DOMINION HOLDINGS U.S.A, INC
73. TOYOTA MOTOR CREDIT CORP
74. UBS AMERICAS INC
75. UBS FINANCE (DE) INC
76. UNILEVER CAPITAL CORP
77. UNION BANK NORTH AMERICA
78. UNITED PARCEL SERV INC
79. UNITEDHEALTH GROUP INC
80. US BANCORP
81. USAA CAPITAL CORP
82. WALT DISNEY CO

*Based on short-term credit rating information provided by Bloomberg Professional, as of 01/11/22

CORPORATE BOND ISSUERS**

- | | | |
|--|---|---|
| 1. 3M CO | 39. ELI LILLY & CO | 77. PACCAR INC |
| 2. ABBOTT LABORATORIES | 40. EMERSON ELECTRIC CO | 78. PAYPAL HOLDINGS INC |
| 3. ADOBE INC | 41. ESTEE LAUDER COMPANIES | 79. PEPSICO INC |
| 4. AFLAC INC | 42. EXXON MOBIL CORP | 80. PFIZER INC |
| 5. AIR PRODUCTS & CHEMICALS INC | 43. FIRST REPUBLIC BANK/CA | 81. PHILIP MORRIS INTERNATIONAL |
| 6. ALLSTATE CORP | 44. FLORIDA POWER & LIGHT | 82. PNC FINANCIAL SERVICES GROUP |
| 7. ALPHABET INC | 45. FRANKLIN RESOURCES INC | 83. PROCTER & GAMBLE CO |
| 8. AMAZON.COM INC | 46. GENERAL DYNAMICS CORP | 84. PROGRESSIVE CORP |
| 9. AMERICAN EXPRESS CO | 47. GILEAD SCIENCES INC | 85. PUBLIC SERVICE ELECTRIC & GAS CO |
| 10. AMERICAN HONDA FINANCE CORP | 48. GOLDMAN SACHS GROUP INC | 86. PUBLIC STORAGE |
| 11. ANALOG DEVICES INC | 49. HERSHEY CO | 87. QUALCOMM INC |
| 12. APPLE INC | 50. HOME DEPOT INC | 88. RAYTHEON TECHNOLOGIES CORP |
| 13. APPLIED MATERIALS INC | 51. HONEYWELL INTERNATIONAL INC | 89. REGENTS OF THE UNIVERSITY OF CALIFORNIA |
| 14. ARCHER-DANIELS-MIDLAND CO | 52. HORMEL FOODS CORP | 90. ROCKWELL AUTOMATION INC |
| 15. ARIZONA PUBLIC SERVICE CO | 53. ILLINOIS TOOL WORKS | 91. SALESFORCE.COM INC |
| 16. AUTOMATIC DATA PROCESSING | 54. INTEL CORP | 92. SCHLUMBERGER LTD |
| 17. BANK OF AMERICA CORP | 55. INTERCONTINENTAL EXCHANGE IN | 93. SCHWAB (CHARLES) CORP |
| 18. BANK OF AMERICA NATIONAL ASSOCIATION | 56. INTL BUSINESS MACHINES CORP | 94. SNAP-ON INC |
| 19. BANK OF NEW YORK MELLON CORP | 57. INTUIT INC | 95. SOUTHERN CALIFORNIA GAS CO |
| 20. BERKSHIRE HATHAWAY INC-CL A | 58. JOHNSON & JOHNSON | 96. STATE STREET CORP |
| 21. BLACKROCK INC | 59. JPMORGAN CHASE & CO | 97. TARGET CORP |
| 22. BMW US CAPITAL LLC | 60. KEYBANK NATIONAL ASSOCIATION | 98. TEXAS INSTRUMENTS INC |
| 23. BRISTOL-MYERS SQUIBB CO | 61. KIMBERLY-CLARK CORP | 99. TJX COMPANIES INC |
| 24. BROWN-FORMAN CORP | 62. LOEWS CORP | 100. TOYOTA MOTOR CREDIT CORP |
| 25. CATERPILLAR INC | 63. M & T BANK CORP | 101. TRAVELERS COS INC |
| 26. CHEVRON CORP | 64. MASTERCARD INC | 102. TRUIST FINANCIAL CORP |
| 27. CISCO SYSTEMS INC | 65. MERCK & CO. INC. | 103. UNILEVER CAPITAL CORP |
| 28. CITIBANK NATIONAL ASSOCIATION | 66. METLIFE INC | 104. UNION PACIFIC CORP |
| 29. CITIGROUP INC | 67. MICROSOFT CORP | 105. UNITED PARCEL SERVICE |
| 30. CME GROUP INC | 68. MORGAN STANLEY | 106. UNITEDHEALTH GROUP INC |
| 31. COCA-COLA CO | 69. MUFG UNION BANK NA | 107. US BANCORP |
| 32. COLGATE-PALMOLIVE CO | 70. NEXTERA ENERGY INC | 108. VF CORP |
| 33. COMCAST CORP | 71. NIKE INC | 109. VISA INC |
| 34. COMERICA INC | 72. NORTHERN STATES POWER/MN | 110. WALT DISNEY CO |
| 35. CONOCOPHILLIPS | 73. NORTHERN TRUST CORP | 111. WW GRAINGER INC |
| 36. COSTCO WHOLESALE CORP | 74. NORTHWESTERN MUTUAL LIFE INSURANCE CO | |
| 37. CUMMINS INC | 75. NVIDIA CORP | |
| 38. DEERE & CO | 76. ONE GAS INC | |

**Based on credit rating information as of 1/11/22 provided by Bloomberg Professional

SUPRANATIONAL ISSUERS

1. INTER-AMERICAN DEVELOPMENT BANK
2. INTERNATIONAL BANK FOR RECONSTRUCTION AND DEVELOPMENT
3. INTERNATIONAL FINANCE CORPORATION

ASSET BACKED SECURITIES ISSUERS*

1. AMERICAN EXPRESS CREDIT CARD TRUST
2. BANK OF AMERICA CREDIT CARD TRUST
3. BMW VEHICLE OWNER TRUST
4. CAPITAL ONE MASTER TRUST
5. CHASE ISSUANCE TRUST
6. CITIGROUP MASTER TRUST
7. DISCOVER CARD EXECUTION NOTE TRUST
8. HONDA AUTO RECEIVABLES OWNER TRUST
9. MASTER CREDIT CARD TRUST
10. MERCEDES-BENZ AUTO RECEIVABLES TRUST
11. NISSAN AUTO RECEIVABLE OWNER TRUST
12. TOYOTA AUTO RECEIVABLES OWNER TRUST
13. VISA CARD MASTER TRUST
14. GM FINANCIAL CONSUMER AUTOMOBILE RECEIVABLES TRUST

* Five year legal final maximum maturity